

University of Cumbria Institute of Education

2022/23



- PGCE Primary (&EYFS) with QTS (*January Cohort*)
- Student Progress Assessment Record (SPAR)
- Extending phase



If you are unable to access The Curriculum Depth Links throughout this document; **please ensure you are viewing in Adobe Reader**
If you do not have Adobe reader- please access a download [HERE](#)

University Of Cumbria: Institute of Education

Initial Teacher Education 2022/23

EYFS & Primary Placement Assessment



PGCE

The University of Cumbria–Institute of Education has further developed our Partnership assessment processes to ensure it builds on student progress from phase to phase of placement experience (staged expectations). This approach fully integrates the ambitious ITT curriculum across student’s learning contexts to ensure that a seamless link occurs between learning and enacting parts of their programmes. It explores the ‘what the student’s ‘will have learnt’ and ‘will have learned how to’ and asks them to work on developing their enactment of learning within the context they are placed. Our ITE curriculum ensures full coverage of the national ITT core content framework (CCF); which is the mandatory, minimum for all ITT programmes. Indeed, our integrated curriculum is ambitious and thus goes beyond minimum criteria being designed to meet local/ regional needs (Challenging Disadvantaged together)

Students’ assessment will allow us to track their growing progress over time based on what they have learnt and enacted. It is only at the final (Extending placement) that students will be summatively assessed against the national teacher standards; however- as with any effective assessment matrix, we have shown how the curriculum helps students to demonstrate growing competency in addressing areas of teacher standards at both the beginning and developing phases.

Our staged expectation grids outline assessment against the ITT Programme curriculum- highlighting what students have learnt and what they will be enacting in the classroom context.



We have mapped the teacher standards to the staged expectations in our grids beneath.


The staged expectation is the point in assessment of progress that we expect **most** students to have achieved during the phase of placement.

We are aware that some will have exceeded the expectation for the placement phase and therefore will need to be targeted to consider how to increase their breadth and depth (mastery) of enactment at each phase of training.

A few will not yet be on a trajectory to meeting all standards by the end of their training. These will be exemplified by a lack of coherence between or inability to take steps towards independence in the staged expectation of each placement phase. These students will require an intensive ‘Intervention Action Plan’ (formally CFC). Failure to make adequate progress against intervention plan targets may result in the need to repeat the phase of placement.

Throughout the school/setting placements we ask students and mentors to work with existing core themes and proformas that relate to how to approach each of the core domains of the Core Content Framework:

<u>Domain of ITT Learning</u>	UoC Cross-programme/partnership domain approaches	Document or resources - links
Professional behaviours	<ul style="list-style-type: none">Teacher Wellbeing and Workload Charter	 06 Workload Charter 202 1.2.2.pdf
Behaviour	<ul style="list-style-type: none">Integrated within each programme curriculum	
Ambitious Curriculum- Challenging disadvantaged together	<ul style="list-style-type: none">Visions and Values- based on research by John Coxhead	 TT 438 - Called, Committed, Committed

	<ul style="list-style-type: none"> Definition- Ofsted's (2016, p.12) definition of disadvantage as pupils who are 'those vulnerable to lower educational achievement, poor health and well-being and a reduced chance of leading a successful and fulfilling life'. 	
Curriculum	<ul style="list-style-type: none"> Shared Learning planning Learning plan – proformas Subject knowledge exemplifications Cumbria Teacher of Reading 	 <p>U.S. Planning for Trainee Teachers 2020</p> <p>Link for planning proformas CTOR</p>
Pedagogy	<ul style="list-style-type: none"> Core Content reading & resources 	<p>Link here</p>
Assessment	<ul style="list-style-type: none"> Tracking Progress & Pupil Profiling 	<p>TP&P Link</p>

Understanding how to access the breadth and depth of our ITT curriculum:

Remembering that:




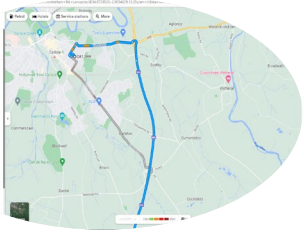
- Student teachers (trainees) are on a journey in their learning to become a teacher
- The staged expectations act as progress way markers towards the 'end point assessment'
- The staged expectations are derived from the ITT curriculums; i.e. the things they cover before each phase of placement.
- The breadth of the ITT curriculum is outlined at the top level in our assessment grids (the modules and subjects covered- with composite knowledge outlined)- Column 3.
- Student teachers have 2 types of learning- **(knowledge) 'learn that' & (skills) 'learn how to'**.
- Progress on placement should be seen through high quality targets (built from the curriculum) and reflective weekly reviews.

In order that our trainees remember more of what they have learnt and that you as expert colleagues (mentors) can best support their journey through effective target setting we have **included depth to the ITT curriculums**. This depth outlines the **'essential' knowledge (components)**.

For simplicity in accessing this information we have created this fully e-linked document; that allows you to work down from the staged expectation breath and explore the essential knowledge depth (displayed in knowledge organiser formats).

Below we show you the full range of ITT curriculum documents available (noting that as mentors we steer you towards 2 keys parts of this- green highlighting)

The purpose is to outline how a student journey through their curriculum is achieved with taught input and your mentor support along the way.

			
<p>Top level course documents- inc. Programme specification & module descriptor forms.</p> <p>We display this overview to you as a grid of the modules and sequence throughout the Programme- 'course overview'</p>	<p>The progression of the ITT Curriculum.</p> <p>We display this to you as the 'Staged Expectations'</p> <p>These give you a clarity of what modules broad content and subjects have occurred and how they relate to the staged expectation- the point at which most students will be at the end of the</p>	<p>We display these to you as 'Knowledge Organisers'</p> <p>New for 2022/23 You will be able to click through any module or subject link in the staged expectations to discover the depth of the curriculum learnt by the point in the training.</p> <p>These organisers outline the 'essential (components) knowledge and skills' learnt by</p>	<p>Subject- Session steps of knowledge & Sequence</p> <p>For our PGCE programmes we are able to share Subject input via curriculum subject Sequence steps.</p> <p>Please refer to knowledge organiser explanation.</p>



placement) **Breadth of curriculum-** ‘learn that’ and ‘learn how to’ statements

our student teachers before each phase of placement. They outline a rationale for the sequence of this learning, how the components align to the Core content framework (minimum entitlement of any ITT programme) and the core research articles/texts used to underpin the knowledge.

This depth should allow you as mentor to understand the granularity of what a student has learnt; therefore helping set targets that build on their prior learning in order to meet the staged expectations.

You can cross reference session to phase using the course overview document.

Further depth for Core modules can be accessed via your UPT/ PPL- We use these documents internally to ensure Quality assurance & impact of our programmes.

PGCE Primary January 2022: Module Tracking Document

PGPC9130: Being a Teacher, PGPC9140: Learning Teaching and Subject Pedagogy, PGPC9150: Subject Knowledge and Pedagogy [Enrichment](#), PGPC9070: Cumbria Teacher of Reading, PGCE7003: Building Professional Understanding, PGCE7004: Enhancing Professional Practice

Week	Level 7 Modules	Level 8 Modules	Subjects	PGPC9150	PGPC9070	School based	Scrapbook focus		
10/1	PGCE7003	PGCE7004	PGPC9130	PGPC9140	Maths 1	PGPC9150	PGPC9070	School based	Scrapbook focus
17/1									
24/1									
31/1									

Domain of ITT Learning	Staged expectation	BA Home (3) EYFSE Primary Curriculum lists (know and learn)	Questions to explore with your mentor	Teacher statements that are required to be identified within the content of the placement phase
Professional behaviours	Student teacher is able to demonstrate an early ability to work with colleagues and other professionals by: <ul style="list-style-type: none"> seeking and accepting advice sharing outcomes understanding the school policies observing teaching staff and reflecting on impact taking up support staff about their role in pupils' learning They are beginning to sustain a systematic approach to reflection and evaluation of their teaching and its impact. <ul style="list-style-type: none"> use of weekly reflection sheets to highlight impact of pupil progress observing & reflecting on teaching practice within setting considering what they have learnt in their curriculum to date identifying how knowledge to read and understand considering wellbeing and safeguarding implications and strategies used by professional staff 	L174001: Easing professionalisation, reflection, working with other professionals and parents C042010 – and, Science and Creative Arts and C042020 – History, Geography, Art, PE, Computing, DT – reflecting on own learning to inform-based lessons – what do they still need to learn in order to teach good lessons. S047001 – Early Years – the role of the adult in an environment.	What can you see as the key professional behaviours in this setting context? How might you deploy other adults to help with learning? What can other adults offer for you to help you understand children's learning? How are you able to talk as learning support staff about their role/ interactions with teaching staff? What contributes to good progress in learning?	It demonstrates an early ability to work with colleagues and other professionals, seeking and accepting advice and sharing outcomes. C04, S04, S04 begin and explain a systematic approach to reflection and evaluation of their teaching and its impact.
Behaviour	Visible and set expectations for good behaviour throughout the whole environment in keeping with existing policies and routines (including behaviour JLT) <ul style="list-style-type: none"> Set up understanding of whole school and specific classroom behaviour policies & strategies Observe and be observed implementing behaviour strategies learned Reflect on the range of strategies your mentor, class teacher and yourself employ with the group of children, weekly reflection with give opportunity to consider impact on pupil progress 	L174001: Behaviour Management, group and partner learning C042010/C042020 – creating appropriate responses and engaging learning activities	Have you accessed the school's existing behaviour policy? What reflections have you made on how we embed this in practice? What does acceptable behaviour look like? How do we know the children understand that?	It models and sets expectations for good behaviour throughout the school environment in keeping with existing policies and routines.
Additional Curriculum/ Challenge/ Advantage	Understand your role in the safeguarding of young people. <ul style="list-style-type: none"> Discuss when possible the role of safeguarding in school/ setting 	A100010 Safeguarding and A104 Safeguarding level 1	Early on, which pupils have you identified for your pupil progress plans? What part of this is a child to support help you go on?	It models and sets expectations for good behaviour throughout the school environment in keeping with existing policies and routines.

English Curriculum and Sequence Document	
Programme of work	Rationale for sequence
<p>In this phase the students engage with their oral and written language ability in understanding the role of, and teaching the knowledge and skills of, a writer engaging 'The Lion and the Unicorn' by David Almond and 'The Boy Who Swam to America' by David Almond. This is followed by reading and writing a story using the knowledge and skills of a writer. This is followed by reading and writing a story using the knowledge and skills of a writer. This is followed by reading and writing a story using the knowledge and skills of a writer.</p>	<p>The sequence of the English curriculum relates to the progression of knowledge and skills in the teaching and learning of English and children in placement. This includes working with teachers and children on placement. This includes working with teachers and children on placement. This includes working with teachers and children on placement. This includes working with teachers and children on placement.</p>
Developing Phase	Examples of key literature studied
<p>In this phase the students build on their knowledge of spoken language and reading to develop their understanding of how these elements of English support and develop children's writing skills, including but not limited to: spelling, punctuation, grammar and punctuation. The students learn to plan a sequence of events, making their ideas to give readers and subject knowledge and incorporating them through. This plan and task a guided writing activity incorporating a range of sentence skills (including but not limited to the use of: verbs and participles) and demonstrating an awareness of narrative structure.</p>	<p>Examples of key literature studied include: 'The Boy Who Swam to America' by David Almond, 'The Lion and the Unicorn' by David Almond, 'The Boy Who Swam to America' by David Almond, 'The Lion and the Unicorn' by David Almond.</p>
Consolidating Phase	Other useful information
<p>In this phase the students build on their knowledge of all aspects of English in relation to assessment. The students make their understanding of statutory and non-statutory assessment as well as assessment, including formative, summative and diagnostic. The students make their understanding of statutory and non-statutory assessment as well as assessment, including formative, summative and diagnostic. The students make their understanding of statutory and non-statutory assessment as well as assessment, including formative, summative and diagnostic.</p>	<p>Students write their own subject knowledge each year and set targets accordingly, to achieve during EYFSE placement. Students also build their own knowledge of children's literature by supporting their teaching practice. Other useful information includes: 'The Boy Who Swam to America' by David Almond, 'The Lion and the Unicorn' by David Almond, 'The Boy Who Swam to America' by David Almond, 'The Lion and the Unicorn' by David Almond.</p>

Paragraph	Topic	Author	Year
Subject/Module: EAEY001 EY assessment	Subject/Module: Leader: Lisa MacGregor for EY /Nick Creecher for English		
Learn how to – pedagogical knowledge	Evidence Base		
<p>Begin to find their way around the statutory framework, the Development matters and Birth to 5 matters</p> <p>Analysing "play"</p>	<p>DFE (2021) Early Years Foundation Stage - statutory framework. This is 'need to know' information about the structure and the principles before we can layer other knowledge and practice over this.</p> <p>DFE (2021) Development Matters - non-statutory guidance can be accessed at: https://www.gov.uk/government/publications/development-matters-2</p> <p>DFE (2021) Birth to 5 matters - non-statutory guidance can be accessed at: https://www.gov.uk/government/publications/birth-to-five-matters-2021</p> <p>DFE (2021) Early Years Foundation Stage - statutory framework. This is 'need to know' information about the structure and the principles before we can layer other knowledge and practice over this.</p> <p>DFE (2021) Development Matters - non-statutory guidance can be accessed at: https://www.gov.uk/government/publications/development-matters-2</p> <p>DFE (2021) Birth to 5 matters - non-statutory guidance can be accessed at: https://www.gov.uk/government/publications/birth-to-five-matters-2021</p>		

PGCE Primary January 2023: Module Tracking Document

PGPC9130: Being a Teacher, PGPC9140: Learning Teaching and Subject Pedagogy, PGPC9150: Subject Knowledge and Pedagogy Enrichment, PGPC9070: Cumbria Teacher of Reading, PGCE7003: Building Professional Understanding, PGCE7004: Enhancing Professional Practice

week	Level 7 Modules		Level 6 Modules					School-based	Reflection focus
	PGCE7003	PGCE7004	PGPC9130	PGPC9140	subjects	PGPC9150	PGPC9070		
09/1	Module overview + teaching and learning / what helps learners		Vision, values, reflective practice	Welcome + How children learn (1)	Maths 1 <i>Good Practice in Primary Maths</i>	Audit knowledge and skills in chosen subject, actions planned. Introduce curriculum audit and use it to select workshop topics	PDA introduction – terms and SSP		
16/1	Learning theories and the role they play in practice – links to working memory			How children learn (2) memory and schema	English 1 <i>What effective English practice looks like</i> PE 1 <i>PE teaching & locomotion</i> History 1 <i>NC & skills of working as a historian</i> Languages 1 <i>Requirements and lesson structure</i>		Simple View of reading, implications skills and terms		
23/1	Student-led learning session focusing on learning theories and their application		Working with others, emotional intelligence	Understanding ACEs, supporting wellbeing	Maths 2 <i>Foundations of numeracy</i> Geography 1 <i>NC & geographical learning</i> R.E. 1 <i>features of an RE lesson</i>	Workshops input on variety of foundation subjects	Early phonological awareness		Maths Supporting wellbeing
30/1	Academic skills – literature searches, reviewing literature and academic writing			Intro to SEL + safeguarding	English 2 <i>Shared work and guided writing</i> History 2 <i>adaptive teaching, enquiry learning</i> Languages 2 <i>sounds, words, grammar</i>		Modelling a teaching sequence	2 days SEL	English Safeguarding
06/2	The cycle of plan-teach-assess and effective formative assessment		Working with others, mentoring and coaching	Managing behaviour – <i>Routines and environment</i>	English 3 <i>Spelling, grammar, punctuation</i> Maths 3 <i>Place Value</i>	Target and action setting, linked to placement prep	Model a lesson from phase 3 (Letters & sounds)	3 days SEL	History Managing behaviour working with others
13/2	Formative review session			Assessing learning – anticipating misconceptions	English 4 <i>Small group focused reading</i> PE 2 <i>STEP</i>		PDA – preparation for SSP mini teach		Geography Formative assessment and addressing misconceptions

				Planning for learning (lessons)	Geography 2 <i>sequencing geographical learning</i>				
20/2	Structuring learning – exploring the science underpinning effective learning		Exploring professionalism <i>Professional behaviours</i>	Adaptive teaching <i>SEND Code of Practice. Inclusive Pedagogy</i>	Maths 4 <i>addition & subtraction</i> RE 2 <i>evaluate modelled lesson</i>	Guided support to work on and evidence actions	SSP mini teach & feedback	3 day SEL	RE Planning for learning (activity/ lesson)
27/2 – 31/3	BEGINNING PLACEMENT (5 WEEKS) PGCE7003 formative submission: 2nd March 2023								
03/4	EASTER BREAK (3 weeks)								
24/4	Student-led learning, structuring learning in core subjects	Exploring what high quality practice looks like	Exploring teacher values +British values		Maths 5 <i>Multiplication and Division</i> Art <i>NC, drawing & sculpture</i>	Reflective work, placement file, audit development. Sharing, actions progress	Progression, encoding, decoding assessment		Teaching values
01/5	Formative to summative – assignment support	Principles and practices of assessment		Quality Classroom Talk- <i>dialogic teaching, questioning</i>	English 5 <i>Assessment and TAF</i> PE 3 <i>Teaching gymnastics</i> Music 1 <i>NC, principles and teaching singing</i>		Phase 5 phonics	2 days SEL	P.E. Classroom talk, teaching values
08/5		Reflective Practice and reflective models	Applying for jobs – letters of application focus	Adaptive teaching EAL learners - Inclusive <i>Pedagogy</i>	Maths 6 <i>3D shape</i> Art 2 <i>painting, assessment, role of the teacher</i>	Audit knowledge /skills in chosen subjects, discuss actions planned from Beginning Placement	Lecture - phase 4 expectations and formative assessment	2 days SEL	Art Supporting EAL learners
15/5	Summative submission 18th May 2023	Tutor-led bespoke on an element of high quality teaching & learning	The role of the subject leader	Planning for Progression (weekly/unit)	English 6 <i>writing process</i> Science 1 <i>NC & working scientifically</i> Music 2 <i>Listening, composing, planning & progression</i>		PDA – core criteria task	2 days SEL	Music Planning for Progression Subject leader role
22/5		Student-led bespoke on an element of high quality teaching & learning		Behaviour for Learning	PE 4 <i>teaching athletics & assessment</i> Computing 1 <i>NC & progression of skills, knowledge, understanding</i> PSHE/RSE 1	Guided support to work on and evidence actions		2 days SEL	Computing Behaviour for Learning
29/5	HALF TERM BREAK								
05/6		Formative review session	The subject leader and Ofsted	Critical Thinking and higher order questioning	Maths 7 <i>Measures</i> Science 2 <i>assessment, adaptive planning electricity</i>		Teaching spelling and phase 6 phonics	2 days SEL	Science Questioning and supporting greater depth learning Teaching spelling

12/6 – 21/7	DEVELOPING PLACEMENT (6 WEEKS)								
24/7		Analysing the impact of enquiry. How to draw conclusions from your reflective enquiry		Using data for improving progress					Reflecting on progress, development, subject Skills, Knowledge, Concepts, Principles and Understanding to develop
Summer Break									
04/09		Summative submission Thursday 7 th Sept 2023	Applying for jobs, focus on interviews		English 7 interview lesson PE 5 OAA & <i>learning outside thinking, algorithms</i> D.T. 1 NC, <i>skills and processes</i> CEOP1	Reflective work, placement file, audit development. Sharing, actions progress			
11/09					D.T. 2 Using materials safely, adaptive teaching and assessment CEOP2	Audit knowledge /skills in chosen subject, actions planned from Dev Placement			
25/9- 8/12	EXTENDING PLACEMENT (9 WEEKS + 1 WEEK VISITS)								

Extending placement:

Build on the experience gained on Beginning and Developing Placements.

- Provide the final school/setting-based experience of the Student's Programme.
- Lead to the recommendation of award of Qualified Teacher Status for students who are able to meet the Professional Teachers' Standards (Best Fit) and have successfully completed the associated academic study.
- Students show competence in the plan, teach, assess, reflect cycle; teaching up to 70% of curriculum time.
- Teaching whole class, focus groups or individuals where necessary.
- These placements are individual places.
- Have common expectations and requirements for all Programmes

Key Expectations (of Students) Building on the required outcomes of previous placements; students will 'have learnt' and 'learned how to' complete all core aspects of their integrated curriculum. At this, end point assessment, they will show that they can independently enact this learning within their everyday teaching & learning in school / settings:

The end point assessment will be summatively assessed against the teacher standards. Ongoing progress mapped using targets from the grids beneath.

All teacher standards must be met by the end of placement. A 'best fit' of exemplification should be applied. (a Student may not have completed every individual element)

(The list below- although not exhaustive-shows the extension of developed standards from previous phases)

Students will be required to utilise the teacher standards grids to track ongoing evidence to 'meeting' or 'exceeding' by the end of their training.

- S1 Demonstrate a clear ability to motivate and engage all learners in planned and impromptu learning opportunities (in and out of the classroom context) which are well matched to the learner's understanding and interests; that challenge ideas, contribute to discussion and teamwork and secure progress.
- S4, S5 Extend and update clear adaptive teaching approaches to plans based on on-going assessment of the learners' needs, interests and progress and which closely connect activities, objectives and outcomes.
- S3 Demonstrate extended and researched subject knowledge to inform pedagogy and learning across the curriculum which are increasingly innovative and creative.
- S6 Draw on wide ranging assessment opportunities that are closely linked to the learning objectives, actively engage learners in developing their awareness of learning and next steps and which contributes to the school's systems for tracking and recording pupil progress.
- S1, S4 Identify, introduce and manage resources and space which inspire and facilitate learning and are closely matched to the intended learning objectives.
- S5 Recognise barriers to learning and enact both policy and good professional practice to support the needs and progress of all learners.
- S1, S7 To model and secure good behaviour, appropriate values and an interest in learning (in and beyond the classroom) and to ensure that all matters regarding behaviour and safety are addressed and/or referred immediately to a member of staff with appropriate experience and responsibility.
- S2a, b, S4d, S8d Engage in systematic self and collaborative reflection which informs professional development, the contribution of others and the progress of learners. Promote pupil progress over time through effective data and evidence gathering and analysis. Ensure this is underpinned by reflection, professional development and acknowledgment of the way you facilitate the work of others.
- S8 Demonstrate a clear ability to work collaboratively and effectively with colleagues, parents / carers and other professionals: recognising personal responsibilities /capabilities and opportunities to innovate and use initiative in supporting pupils' learning and welfare.

Cumbria Student Teachers' teaching is assessed in relation to:

- The context and content of their teaching over sequences of lessons. **Judgements are not made on individual lessons.**
- The contribution it makes to pupil progress over time (including tracking through class and pupil profiling paperwork); **good or better than expected pupil progress** =exceeding expectations, **at least expected pupil progress** = meeting requirements for QTS.
- The full range of evidence, (including for example, pupils' responses in lessons and from their work books; the quality and impact of marking) should be used throughout to help the student teacher progress against targets **on a trajectory to meet the expected student Teachers' standards by the end of their programme.**
- **At Extending phase: Teachers' Standards are applied to the context of the school and / or virtual support being offered; along with the phase within which a Cumbria Student Teacher is practising.** Assessment against the Teachers' Standards is consistent with what can reasonably be expected of a Student Teacher prior to the award of QTS.
- **Assessments are informed by evidenced professional judgements. Judgements need to reflect students' overall competence** and progress made at each phase of placement journey.

The key factor in judging the quality of teaching over time is the impact students' teaching has on the quality of pupils' learning & progress. When assessing the quality of students' teaching over time reference should be made to the Teachers' Standards in full and the bulleted sub headings should be used to:

- track students' progress against the Teacher's Standards, **to ensure they remain on a trajectory towards recommendation of the award of QTS at the end of their programme;**
- identify students' strengths;
- determine areas for additional development, instigating an intervention action plan where appropriate progress is not being met;
- enable the identification of aspects of both ability to meet the student teacher standards and helping to encourage 'exceeding' student teacher standards requirements for a link into their early career.

- It is vital that a student is considered as a training teacher when using this framework. They are not yet fully qualified teachers.

- The standards need to be applied as appropriate to the **role & context** within which the trainee is practising (placement).
- Student teachers should demonstrate a continued progression towards the recommendation of award of QTS; mapping evidences against the Teachers' Standards below.
- A professional assessment of the ability to stay 'on trajectory' toward QTS will be made during each placement phase.
- SMART targets will continue to help a student teacher work towards meeting a best fit outcome of the teacher standards.
- Mentor "support" is critical to sustained student teacher progress. Mentors will continue to support activity in all bands of this framework.
- They should be assessed against the standards in a way that is consistent with what could reasonably be expected of a trainee teacher prior to the award of QTS.

S1: Set high expectations which inspire, motivate and challenge pupils

How well does the trainee:

- Create a culture of respect and trust in the classroom that supports all pupils to succeed (e.g. by modelling the types of courteous behaviour expected of pupils).
- Help learners to show respect and sensitivity in their relationships with one another and the teacher?
- Create a positive environment where making mistakes and learning from them and the need for effort and perseverance are part of the daily routine.
- Succeed in teaching learners to co-operate, to collaborate and listen to others?
- Plan work at a suitably high level for age and ability and to external benchmarks such as NC level descriptors that stretch and challenge all pupils?
- Use intentional and consistent language that promotes challenge and aspiration.
- Maintain high expectations and personalise the learning taking account of a range of diverse needs through an inclusive approach?
- Understand and demonstrate the values and attitudes that they expect from pupils, respect for others, positive attitude towards learning, care for the environment and social responsibility?
- Resolve conflicts and individual learner's problems sensitively to protect their self-esteem?
- Establish high expectation for learner's behaviour?
- Apply rules, sanctions and rewards in line with school policy, escalating behaviour incidents as appropriate.
- Rigorously maintain clear behavioural expectations (e.g. for contributions, volume level and concentration)
- Acknowledge and praise pupil effort and emphasise progress being made.
- Demonstrate an understanding of the needs of all pupils and minority groups?

Evidence for this standard may be demonstrated by:

Planning documentation

- Clear classroom risks, resources and routines identified
- Resources planned to engage and stimulate sensitive the needs of pupils
- Activities planned that are challenging and engaging for all pupils

Reflective Documents

- Evaluations reflect upon the learning environment
- Evaluations identify different progress between pupils and groups of pupils

Lesson observations from mentors and tutors

- Health and safety risks communicated to pupils
- Pupils aware of tasks and on task
- Expectations made clear to pupils
- Trainee is courteous to all pupils and demonstrates enthusiasm
- Trainee challenge in appropriate behaviour including sexist, racist, homophobic or other inappropriate personal comments

Pupil assessment records

- Assessment is undertaken regularly and pupil progress monitored in order of plan future learning
- Include appropriate targets in pupil books

		Not yet meeting full Teachers' Standards exemplification	Meeting Expected Teachers' Standards exemplification	Exceeding expected Teachers' Standards exemplification
		<p>On Trajectory Student Teacher:</p> <ul style="list-style-type: none"> With intervention from an expert colleague the student teacher can show an ability to carry out or exemplify the standard. With intervention the student teacher has an impact on pupils' progress over time <p>Not yet on trajectory student teacher:</p> <ul style="list-style-type: none"> After intervention; Is not yet able to... 	<ul style="list-style-type: none"> Independently the student teacher can carry out or exemplify the standard Pupils make expected progress over time. 	<ul style="list-style-type: none"> Consistently, Independently and using initiative the student teacher can carry out or exemplify the standard Pupils make good (or better) progress over time
S1	Standard Prompts	"I can't yet" (Intervention needed)... / It is unclear that children make progress at this stage	"Independently I can" ... so that children make expected progress over time.	"With independence and initiative I can do this consistently"... so that children make good or better progress over time
S1: Set high expectations which inspire, motivate and challenge	a) Establish a safe and stimulating learning Environment.	Needs intervention to establish a safe and stimulating learning environment.	Independently is able to use a range of strategies to establish a safe environment which, much of the time, is stimulating and rooted in mutual respect.	Consistently uses innovative strategies to establish a safe and stimulating environment for pupils, rooted in mutual respect, which motivates and inspires pupils to learn and enjoy the subject.
	b) Set goals that stretch and challenge pupils of all backgrounds, abilities and dispositions.	Needs intervention to set goals that stretch and challenge pupils of all backgrounds, abilities and dispositions.	Sets goals that stretch, <i>challenge and motivate pupils</i> . Much of the time <i>uses strategies to support the learning and progress of underperforming groups</i> .	Consistently sets goals that stretch, <i>challenge and motivate pupils</i> . <i>Uses effective strategies to support the learning and progress of underperforming groups</i> .
	c) Demonstrate consistently the positive attitudes, values and behaviour which are expected of pupils.	Needs intervention to demonstrate consistently the positive attitudes, values and behaviour which are expected of pupils.	Is able to demonstrate the positive attitudes, values and behaviour which are expected of pupils.	Consistently and with initiative, effectively demonstrates and models the positive attitudes, values and behaviour which are expected of pupils.

S2: Promote good progress and outcomes by pupils

How well does the trainee:

- Have a secure understanding of how learners learn?
- Take into account pupils' prior knowledge when planning how much new information to introduce.
- Take account of prior learning in planning and teaching?
- Reduce distractions that take attention away from what is being taught (e.g. keeping the complexity of a task to a minimum, so that attention is focused on the content).
- Construct and scaffold learning and analyse learner's progress and make accurate assessments of their learning and achievements?
- Break complex material into smaller steps (e.g. using partially completed examples to focus pupils on the specific steps).
- Monitor and assess progress and give feedback so that all pupils make good progress in their learning?
- Plan for continuity and progression across the key stage(s) building on pupils' prior knowledge and attainment?
- Sequence lessons so that pupils secure foundational knowledge before encountering more complex content.
- Identify possible misconceptions and plan how to prevent these forming.
- Encourage pupils to share emerging understanding and points of confusion so that misconceptions can be addressed.
- Link what pupils already know to what is being taught (e.g. explaining how new content builds on what is already known).
- Devise opportunities for individuals, groups and whole classes to recall, review and draw conclusions about what they have achieved and guide and support them in what they need to do next to improve?
- Plan regular review and practice of key ideas and concepts over time (e.g. through carefully planned use of structured talk activities) and deconstruct this approach.
- Design, practice, generation and retrieval tasks that provide just enough support so that pupils experience a high success rate when attempting challenging work.
- Balance exposition, repetition, practice and retrieval of critical knowledge and skills.
- Increase challenge with practice and retrieval as knowledge becomes more secure (e.g. by removing scaffolding, lengthening spacing or introducing interacting elements).
- Encourage pupils to take pride in their work and achievements?
- Engage learners in setting objectives for the development of their own learning and development?

Evidence for this standard may be demonstrated by:

Planning documentation

- Assessment data is used to inform planning
- Planning of high order and diagnostic questions
- Linking learning sequences
- Learning planning takes account of wider objectives linked to social and personal skills
- Learning plans promote independent and collaborative working
- Structure of lesson that reflects the needs of pupils and their learning e.g. appropriate pace and resources

Reflective Documents

- Evaluations identify future learning targets
- Awareness of social, emotional, cultural and linguistic factors that influence pupil performance

Lesson observations from mentors and tutors

- Observation identifies clear introduction and sequences of learning
- Questioning builds on answers and pupils asked to build upon and reflect upon their answers
- Effective use of plenaries to reflect upon learning
- Pupils are attentive at the start of episodes of learning
- Opportunities built into lessons to celebrate success

Pupil assessment records

- Summative and formative assessment is undertaken regularly
- Record keeping is up to date and used formatively
- Constructive verbal and written feedback provided to pupils
- Building in opportunities for pupils to reflect upon their progress and identify areas for development

		Not yet meeting full Teachers' Standards exemplification	Meeting Expected Teachers' Standards exemplification	Exceeding expected Teachers' Standards exemplification
		<p>On Trajectory Student Teacher:</p> <ul style="list-style-type: none"> With intervention from an expert colleague the student teacher can show an ability to carry out or exemplify the standard. With intervention the student teacher has an impact on pupils' progress over time <p>Not yet on trajectory student teacher:</p> <ul style="list-style-type: none"> After intervention; Is not yet able to... 	<ul style="list-style-type: none"> Independently the student teacher can carry out or exemplify the standard Pupils make expected progress over time. 	<ul style="list-style-type: none"> Consistently, Independently and using initiative the student teacher can carry out or exemplify the standard Pupils make good (or better) progress over time
S2	Standard Prompts	"I can't yet" (Intervention needed)... /It is unclear that children make progress at this stage	"Independently I can"... so that children make expected progress over time.	"With independence and initiative I can consistently"... so that children make good or better progress over time
S2: Promote good progress and outcomes by pupils	a) Be accountable for pupils' attainment, progress and outcomes.	take accountability for pupils' attainment, progress and outcomes without intervention	Follow school policy and practice. annotate learning plans identifying pupil progress and outcomes. take accountability for pupils' attainment, progress and outcomes.	use innovative strategies to be accountable for pupils' attainment, progress and outcomes. understand and am able to model school- level policy and practice and guide other professional colleagues such as teaching assistants. provide extensive, varied examples of how sustained progression for all groups of learners has been secured. contribute to comprehensive pupil teaching system.
	b) Plan teaching to build on pupils' capabilities and prior knowledge.	demonstrate an awareness of pupils' capabilities and their prior knowledge, and is unable to plan teaching to build on these without intervention	use awareness of pupils' capabilities and their prior knowledge, and plans teaching to build on these. use previous planning to inform next steps. annotate plans to support progression for all learners. assess pupils' achievement and plan and teach lessons that enable pupils, including those who are disabled and those who have special educational needs, to make at least expected progress.	use a detailed understanding of the pupils' capabilities and their prior knowledge. Apply the: Plan – do – review cycle to my learning plans demonstrate through my planning and teaching that my pupils, including those who are disabled and those who have special educational needs, make good progress.
	c) Guide pupils to reflect on the progress they have made and their emerging needs.	guide pupils to reflect on the progress they have made and their emerging needs without intervention	offer pupils intervention and feedback which enables them to identify the progress they have made and understand what they need to do to improve.	offer pupils high quality intervention and feedback which enables them to identify the progress they have made and understand what they need to do to improve.
	d) Demonstrate knowledge and understanding of how pupils learn and how this impacts on teaching.	demonstrate knowledge and understanding of how pupils learn and how this impacts on teaching without intervention	demonstrate knowledge and understanding of how pupils learn and how this impacts on teaching. use well targeted interventions to facilitate learning for all groups.	effectively use knowledge and understanding of how pupils learn to improve my teaching and pupil outcomes
	e) Encourage pupils to take a responsible and conscientious attitude	encourage pupils to take a responsible and conscientious attitude to their own work and study without intervention	encourage pupils, to take a responsible and conscientious attitude to work and study by setting expectations.	effectively encourage pupils, by setting specific high expectations, to take a responsible and conscientious attitude to work and study.

S3: Demonstrate good subject and curriculum knowledge

How well does the trainee:

- Have secure pedagogical and subject/phase related knowledge and understanding?
- Identify essential concepts, knowledge and skills and principles of the subject.
- Ensure that pupils' thinking is focused on key ideas within the subject and deconstruct this approach. Help pupils' master important concepts.
- Discuss and analyse with expert colleagues the rationale for curriculum choices, the process for arriving at current curriculum choices and how the school's curriculum material inform lesson preparation.
- Have knowledge of recent NC frameworks and developments including national strategies and initiatives and critically evaluate and reflect upon the use of these?
- Provide opportunity for all pupils to learn and master essential concepts, knowledge, skills and principles of the subject.
- Provide tasks that support pupils to learn key ideas securely (e.g. quizzing pupils so that they develop fluency with times tables).
- Use powerful analogies, illustrations, examples, explanations and demonstrations.
- Revisit the big ideas of the subject over time and teach key concepts through a range of examples
- Use resources and materials aligned with the school curriculum (e.g. textbooks or shared resources designed by expert colleagues that carefully sequence content).
- Draw explicit links between new content and the core concepts and principles in the subject.
- Plan and set subject/phase related targets for individuals and groups of learners?
- Break down ideas and concepts and sequence them to support the development of learners' knowledge and understanding?
- Answer learners' questions confidently and accurately?
- Construct and scaffold learning, know when to make effective interventions and respond to learners' common misconceptions and mistakes?
- Support learners in using and developing literacy, numeracy and ICT skills in their subject area/phase?
- Demonstrate depth of knowledge and understanding of early reading, and SSP and use a range of strategies for the teaching of early reading and SSP and critically evaluate and reflect upon these?
- Demonstrate depth of knowledge and understanding of early mathematics and use a range of strategies for the teaching of early mathematics and critically evaluate and reflect upon these?

Evidence for this standard may be demonstrated by:

Planning documentation

- Subject knowledge, key concepts and principles identified
- Learning plans, schemes of work and resources providing examples of how pupil literacy is being developed
- Differentiated resources planned and utilised

Lesson observations from mentors and tutors

- Demonstration of clear subject knowledge and the ability to develop pupil understanding
- Use of guided reading and development of appropriate subject specific vocabulary
- Questioning builds on answers and pupils asked to build upon and reflect upon their answers

Pupil assessment records

- Assessment includes language and literacy learning
- Summative, formative and diagnostic assessment of pupil understanding

Additional evidence

- Subject knowledge audits
- Assignments

		Not yet meeting full Teachers' Standards exemplification	Meeting Expected Teachers' Standards exemplification	Exceeding expected Teachers' Standards exemplification
		On Trajectory Student Teacher: <ul style="list-style-type: none"> With intervention from an expert colleague the student teacher can show an ability to carry out or exemplify the standard. With intervention the student teacher has an impact on pupils' progress over time Not yet on trajectory student teacher: <ul style="list-style-type: none"> After intervention; Is not yet able to... 	<ul style="list-style-type: none"> Independently the student teacher can carry out or exemplify the standard Pupils make expected progress over time. 	<ul style="list-style-type: none"> Consistently, Independently and using initiative the student teacher can carry out or exemplify the standard Pupils make good (or better) progress over time
S3	Standard Prompts	"I can't yet" (Intervention needed)... / It is unclear that children make progress at this stage	"Independently I can" ... so that children make expected progress over time.	"With independence and initiative I can consistently" ... so that children make good or better progress over time
Demonstrate good subject and curriculum knowledge	a) Have a secure knowledge of the relevant subject(s) and curriculum areas, foster and maintain pupils' interest in the subject, and address misunderstandings	Utilise secure knowledge of the relevant subject(s) and curriculum areas to foster and maintain pupils' interest in the subject to meet pupils' needs and address misunderstandings.	Utilise secure knowledge of the relevant subject(s) and curriculum areas to foster and maintain pupils' interest in the subject to meet pupils' needs and address misunderstandings. Teach well, demonstrating: - good subject and curriculum knowledge; - phase expertise. Work within the current and new curriculum arrangements. Much of the time demonstrate the ability to address misunderstandings and maintain pupils' interest.	Teach exceptionally well, demonstrating: - strong subject and curriculum knowledge; - phase expertise. Show confidence to work within the current and new curriculum. Demonstrate the ability to address misunderstandings and maintain pupils' interest in the subject by delivering engaging teaching episodes, ensuring progression is made by all learners.
	b) Demonstrate a critical understanding of developments in the subject and curriculum areas & promote the value of scholarship	Demonstrate a critical understanding of developments in the subject and curriculum areas, and promote the value of scholarship.	Demonstrate a critical understanding of developments in the subject and curriculum areas, and promote the value of scholarship.	Demonstrate consistent and critical understanding of developments in the subject and curriculum areas. Effectively promote the value of scholarship.
	c) Demonstrate an understanding of and take responsibility for promoting high standards of literacy, articulation and the correct use of standard English, whatever the teacher's specialist subject	Demonstrate an understanding of and take responsibility for promoting high standards of literacy, articulation and the correct use of standard English, whatever the teacher's specialist subject.	Demonstrate the correct use of standard English, whatever the teacher's specialist subject. Demonstrate a good understanding of how to develop the reading, writing, communication skills of the pupils they teach. AND... Much of the teaching demonstrates an understanding of and takes responsibility for promoting high standards of literacy, articulation and the correct use of Standard English, whatever the teacher's specialist subject.	Demonstrate a thorough understanding of how to teach reading, writing, communication ... effectively to enhance the progress of pupils taught. Demonstrate an understanding of and take responsibility for promoting high standards of literacy, articulation and the correct use of Standard English, whatever the teacher's specialist subject.
	d) If teaching early reading, demonstrate a clear understanding of systematic synthetic phonics	Demonstrate a clear understanding of systematic synthetic phonics whilst teaching early reading.	Demonstrate a clear understanding of systematic synthetic phonics whilst teaching early reading. Teach early reading, systematic synthetic phonics, communication and language development ... with increasing confidence and competence so that pupils make at least expected progress.	Teach early reading, systematic synthetic phonics, communication and language development ... confidently and competently so that pupils make good or better than expected progress. Demonstrate a thorough understanding of the role of systematic synthetic phonics in the teaching of early reading.
	e) If teaching early mathematics, demonstrate a clear understanding of appropriate teaching strategies. *'Early' is frequently replaced by 'Primary'	Demonstrate a clear understanding of appropriate teaching strategies for early* mathematics.	Demonstrate a clear understanding of appropriate teaching strategies for early* mathematics. Teach primary mathematics ... with increasing confidence and competence so that pupils make at least expected progress.	Teach primary mathematics ... confidently and competently so that pupils make good or better than expected progress. Demonstrate a thorough understanding of appropriate teaching strategies for the teaching of early mathematics.

S4: Plan and Teach well-structured Lessons

How well does the trainee:

- Select and adapt teaching styles and strategies to suit the stage of the lesson, and the learning of individuals, groups and whole classes as appropriate?
- Guide, scaffold and model to help learners understand new processes and ideas, and remove scaffolding when learners are achieving a high degree of success?
- Effectively use questioning for many purposes, including to check learners prior knowledge, assess understanding and break down problems?
- Provide opportunities for learners to consolidate and practise applying new knowledge and skills?
- Manage the timing and pace of lessons, intervene effectively and change direction and shift in emphasis to support learning?
- Use a variety of imaginative resources and innovative learning activities that interest and challenge pupils' learning and put this into the context of the real world?
- Design homework and out of class work that takes account of learners' attainment, needs and interest that can be completed independently or with appropriate support?
- Use the feedback from more experienced colleagues and the experience of observing others to identify ways of improving their practice?
- Seek opportunities to engage in collaborative planning and teaching?
- Understand the need to consider the role of parents and carers in supporting learners with homework?
- Know about the appropriate arrangements and risk assessments required for out of class activities?

Evidence for this standard may be demonstrated by:

Planning documentation

- Plans show challenging learning objectives based upon prior learning
- Planning shows differentiation and effective use of time
- Homework is suitably challenging and engaging
- Planning demonstrates an understanding of school, national curriculum, examination requirements
- Lesson planning takes account of wider objectives linked to social and personal skills
- Documentation supporting out of class learning
- Lesson plans promote independent and collaborative working
- Evidence in lesson plans of appropriate use of time
- Lesson plans and sequences are amended in light of evaluation and reflection
- Evidence of planning for additional adults' role in furthering pupil learning.

Reflective Documents

- Accurate evaluations consistent with colleague's judgements
- Reflection activities that actively seek to improve practice
- Evaluations and reflections that have led to improvements

Lesson observations from mentors and tutors

- Observations identify enthusiasm for teaching
- Observations of out of class activities
- Lesson observations show utilisation of a range of appropriate teaching and learning strategies, including modelling, scaffolding and explanations.
- Questioning used as an effective tool to secure good outcomes for all learners.
- Teaching demonstrates well-judged interventions which develop pupils' understanding
- Teaching promotes pupils' love of learning and stimulates intellectual curiosity

Pupil assessment records

- Assessment of homework consistent with subject/ school policy
- Appropriate and timely feedback to learners

		Not yet meeting full Teachers' Standards exemplification	Meeting Expected Teachers' Standards exemplification	Exceeding expected Teachers' Standards exemplification
		<p>On Trajectory Student Teacher:</p> <ul style="list-style-type: none"> With intervention from an expert colleague the student teacher can show an ability to carry out or exemplify the standard. With intervention the student teacher has an impact on pupils' progress over time <p>Not yet on trajectory student teacher:</p> <ul style="list-style-type: none"> After intervention; Is not yet able to... 	<ul style="list-style-type: none"> Independently the student teacher can carry out or exemplify the standard Pupils make expected progress over time. 	<ul style="list-style-type: none"> Consistently, Independently and using initiative the student teacher can carry out or exemplify the standard Pupils make good (or better) progress over time
S4	Standards Prompt:	"I can't yet" (Intervention needed)... / It is unclear that children make progress at this stage	"Independently I can"... so that children make expected progress over time.	"With independence and initiative I can consistently"... so that children make good or better progress over time
S4: Plan and Teach well-structured Lessons	a) Impart knowledge and develop understanding through effective use of lesson time.	Needs intervention to impart knowledge and develop understanding through effective use of lesson time.	Independently is able to impart knowledge and develop understanding through using lesson time to good effect.	Consistently uses innovative strategies to impart knowledge and develop understanding through using lesson time to great effect.
	b) Promote a love of learning and children's intellectual curiosity.	Needs intervention to promote a love of learning and children's intellectual curiosity.	Much of the time promotes a love of learning and children's intellectual curiosity. Interactions are carefully planned to allow learners to develop and apply knowledge, skills, understanding, interests and enthusiasm to a range of situations	Consistently and effectively promotes a love of learning and children's intellectual curiosity. Takes risks when making learning interesting. Pupils see the relevance of their learning and this stimulates their intellectual curiosity.
	c) Set homework and plan other out-of-class activities to consolidate and extend the knowledge and understanding pupils have acquired.	Needs intervention to set homework and plan other out-of-class activities to consolidate and extend the knowledge and understanding pupils have acquired.	Is able to set homework and plan other out-of-class activities to consolidate and extend the knowledge and understanding pupils have acquired.	Consistently and with initiative, plans differentiated, purposeful homework/out-of-class activities that consolidate and extend existing knowledge and understanding.
	d) Reflect systematically on the effectiveness of lessons and approaches to teaching	Needs intervention to reflect systematically on the effectiveness of lessons and approaches to teaching	Is systematically able to reflect in order to improve their practice. Is able to accurately judge the effectiveness of their lessons and impact on all groups of pupils. Is reflective in discussion with colleagues, accepts and acts upon advice and support.	Is systematically and critically reflective in analysing, evaluating and improving their practice. Is able to accurately judge the effectiveness of their lessons and impact on all groups of pupils. Acts upon advice and guidance to develop from colleagues and mentor.
	e) Contribute to the design and provision of an engaging curriculum within the relevant subject area	Needs intervention to contribute to the design and provision of an engaging curriculum within the relevant subject area(s).	Much of the time makes good contributions to the design and provision of an engaging curriculum within the relevant subject area(s). Is able to collaborate with colleagues effectively.	Consistently makes effective contributions to the design and provision of an engaging curriculum within the relevant subject area(s), engaging with colleagues and subject specialists.

S5: Adapt teaching to respond to the strengths and needs of all pupils

How well does the trainee:

- Take into account the key factors that contribute to the development and wellbeing of learners?
- Understand the extent to which different backgrounds and influences may have an impact on learning?
- Know and understand the factors that can present barriers to learning, progress and wellbeing and how these barriers might be overcome?
- Interpret and use school level data to identify targets for learners?
- Know how to identify the needs of pupils and differentiate tasks, activities, resources effectively to support learners including those with special educational needs, those with disabilities, those for whom English is an additional language and those from diverse social, cultural, ethnic, religious and linguistic backgrounds?
Recognise differences in the rates of progress and attainment of pupils experiencing challenging circumstances?

Evidence for this standard may be demonstrated by:

Planning documentation

- Planning based upon prior assessments
- Planning identifies clear adaptive teaching strategies
- Clear Assessment for Learning (AfL) strategies planned

Reflective Documents

- Awareness of social and emotional factors and cultural and linguistic factors that influence pupil performance

Lesson observations from mentors and tutors

- Observation identifies clear introduction and sequences of learning
- Questioning builds on answers and pupils asked to build upon and reflect upon their answers
- Effective use of plenaries to reflect upon learning
- Pupils are attentive at the start of episodes of learning
- Support staff employed appropriately

Pupil assessment records

- Assessment is undertaken regularly
- Record keeping is up to date and used formatively
- Use of school data e.g. FSM, EAL, SEN

		Not yet meeting full Teachers' Standards exemplification	Meeting Expected Teachers' Standards exemplification	Exceeding expected Teachers' Standards exemplification
		<p>On Trajectory Student Teacher:</p> <ul style="list-style-type: none"> With intervention from an expert colleague the student teacher can show an ability to carry out or exemplify the standard. With intervention the student teacher has an impact on pupils' progress over time <p>Not yet on trajectory student teacher:</p> <ul style="list-style-type: none"> After intervention; Is not yet able to... 	<ul style="list-style-type: none"> Independently the student teacher can carry out or exemplify the standard Pupils make expected progress over time. 	<ul style="list-style-type: none"> Consistently, Independently and using initiative the student teacher can carry out or exemplify the standard Pupils make good (or better) progress over time
S5	Standards Prompt:	"I can't yet" (Intervention needed)... / It is unclear that children make progress at this stage	"Independently I can" ... so that children make expected progress over time.	"With independence and initiative I can consistently" ... so that children make good or better progress over time
S5: Adapt teaching to respond to the strengths and needs of all pupils	a) Know when and how to differentiate appropriately, using approaches which enable pupils to be taught effectively	Needs support to know when and how to differentiate appropriately.	Independently is able to differentiate appropriately using approaches which enable pupils to be taught effectively.	Consistently uses innovative strategies to differentiate appropriately using timely approaches which enable pupils to be taught effectively.
	b) Have a secure understanding of how a range of factors can inhibit pupils' ability to learn, and how best to overcome these.	Needs support to understand how a range of factors can inhibit pupils' ability to learn, and how best to overcome these.	<p>Much of the time understands how to challenge and motivate pupils where attainment is low and use strategies to support underperforming groups.</p> <p>Respects and accommodates individual differences between pupils and has a good understanding of a range of factors that can inhibit pupils' ability to learn and adapts teaching well to help overcome these.</p> <p>Much of the time understands the challenges and opportunities of teaching in a diverse society.</p>	<p>Consistently understands the causes of low achievement; challenge and motivate pupils where attainment is low; and use effective strategies to support underperforming groups.</p> <p>Respects and accommodates individual differences between pupils and has a very good understanding of a range of factors that inhibit pupils' ability to learn and adapts teaching very well to help overcome these.</p> <p>Has a thorough understanding of the challenges and opportunities of teaching in a diverse society.</p>
	c) Demonstrate an awareness of the physical, social and intellectual development of children, and know how to adapt teaching to support pupils' education at different stages of development	Needs continuous support to demonstrate an awareness of the physical, social and intellectual development of children, and does not know how to adapt teaching to support pupils' education at different stages of development.	Is able to demonstrate an awareness of the physical, social and intellectual development of pupils and, much of the time, adapts teaching to support pupils' education at different stages of development.	Consistently and with initiative demonstrates clear awareness of the physical, social and intellectual development of children, and effectively adapts teaching to support pupils' education at different stages of development.
	d) Have a clear understanding of the needs of all pupils, including those with special educational needs; those of high ability; those with English as an additional language; those with disabilities; and be able to use and evaluate distinctive teaching approaches to engage and support them.	Needs frequent support to understand the needs of all pupils, including those with special educational needs; those of high ability; those with English as an additional language; those with disabilities; and is not able to use and evaluate distinctive teaching approaches to engage and support them.	<p>Much of the time evaluates and adapts teaching to support all pupils, including those with special educational needs, high ability (including Gifted and Talented), English as an additional language, disabilities and pupils eligible for the pupil premium (including Free School Meals).</p> <p>Much of the time understand how to challenge and motivate pupils where attainment is low and use strategies to support underperforming groups.</p> <p>Much of the time uses and evaluates distinctive teaching approaches to engage and support pupils.</p>	<p>Consistently and effectively evaluates and adapts teaching to meet the needs of all pupils, including those with special educational needs, high ability (including Gifted and Talented), English as an additional language, disabilities and <i>pupils eligible for the pupil premium</i> (including Free School Meals).</p> <p><i>Challenge and motivate pupils where attainment is low; and use effective strategies to support underperforming groups.</i></p> <p>Consistently and effectively uses and evaluates distinctive teaching approaches to engage and support pupils.</p>

S6 Make accurate and productive use of assessment.

How well does the trainee:

- Know the assessment requirements and arrangements for the age phase/subjects/
- Make effective use of the schools; monitoring, marking assessment and recording policy
- Build formative assessment into lessons
- Know how to prepare pupils for assessment activity
- Know the NC levels of attainment and use these appropriately and effectively to monitor progress and attainment and develop and extend learning?
- Relate assessment to learning objectives, learning activities and learning outcomes
- Use a range of assessment strategies including self and peer assessment in a way that promotes pupil progress
- Give appropriate and timely oral and written feedback to motivate and reinforce learning and help pupils to set targets to improve?
- Know, understand and use available data sets to improve the quality of teaching and learning and set appropriate targets for pupils?

Evidence for this standard may be demonstrated by:

Planning documentation

- Assessment data is used to inform planning
- Planning of high order and diagnostic questions
- Linking learning sequences
- Learning plans takes account of wider objectives linked to social and personal skills
- Learning plans show clearly the opportunities for formative assessment
- Learning plans promote independent and collaborative working.

Reflective Documents

- Evaluations identify future learning targets based on assessment gained from lessons and data

Lesson observations from mentors and tutors

- The use of effective formative feedback at individual, small group and whole class level
- Questioning builds on answers and pupils asked to build upon and reflect upon their answers
- Effective use of plenaries to identify pupil understanding
- Learners reflect on learning and set / review own targets
- Observes pupil activity and makes appropriate responses

Pupil assessment records

- Assessments undertaken regularly
- Use of tests, mock examinations and controlled assessments to provide appropriate feedback
- Record keeping is up to date and used formatively
- Pupils know how to progress to the next level
- Pupil profiles show how next steps are set as a result of assessment

Additional evidence

		Not yet meeting full Teachers' Standards exemplification	Meeting Expected Teachers' Standards exemplification	Exceeding expected Teachers' Standards exemplification
		<p>On Trajectory Student Teacher:</p> <ul style="list-style-type: none"> With intervention from an expert colleague the student teacher can show an ability to carry out or exemplify the standard. With intervention the student teacher has an impact on pupils' progress over time <p>Not yet on trajectory student teacher:</p> <ul style="list-style-type: none"> After intervention; Is not yet able to... 	<ul style="list-style-type: none"> Independently the student teacher can carry out or exemplify the standard Pupils make expected progress over time. 	<ul style="list-style-type: none"> Consistently, Independently and using initiative the student teacher can carry out or exemplify the standard Pupils make good (or better) progress over time
S6	Standards Prompt:	"I can't yet" (Intervention needed)... / It is unclear that children make progress at this stage	"Independently I can" ... so that children make expected progress over time.	"With independence and initiative I can consistently" ... so that children make good or better progress over time
S6: Make accurate and productive use of assessment	a) Know and understand how to assess the relevant subject & curriculum areas, including statutory assessment requirements	Needs intervention in order to : <ul style="list-style-type: none"> demonstrate knowledge and understanding of how to assess a range of subject and curriculum areas, including statutory assessment requirements. 	Independently is able to: <ul style="list-style-type: none"> assess across a range of subject and curriculum areas, including statutory assessment requirements. 	Consistently uses innovative strategies in order to: <ul style="list-style-type: none"> know and understand how to assess accurately across the full range subject and curriculum areas, including statutory assessment requirements.
	b) Make use of formative and summative assessment to secure pupils' progress	<ul style="list-style-type: none"> plan formative assessment tasks linked to lesson objectives to secure pupils' progress prompt pupils to elaborate when responding to questioning monitor pupils' responses during lessons, including checking for misconceptions. use, where possible, externally validated materials to make summative assessments 	<ul style="list-style-type: none"> plan formative assessment tasks to secure pupils' progress across a sequence of lessons over time prompt pupils to elaborate when responding to questioning monitor pupils' responses during lessons, including checking for misconceptions. use, where possible, externally validated materials to make summative assessments 	<ul style="list-style-type: none"> plan formative assessment tasks to secure pupils' progress across a sequence of lessons over time prompt pupils to elaborate when responding to questioning monitor pupils' responses during lessons, including checking for misconceptions. use, where possible, externally validated materials to make summative assessments
	c) Use relevant data to monitor progress, set targets, and plan subsequent lessons	<ul style="list-style-type: none"> structure tasks and questions within lessons to enable the identification of understanding, knowledge gaps and misconceptions use assessments to check for prior knowledge and pre-existing misconceptions to plan subsequent lessons record and use data (lesson reflection, tracking systems, pupil profiles) to monitor progress only when it is useful for improving pupil outcomes. draw conclusions about what pupils have learned by looking at patterns of performance within lessons 	<ul style="list-style-type: none"> structure tasks and questions within lessons to enable the identification of understanding, knowledge gaps and misconceptions use assessments to check for prior knowledge and pre-existing misconceptions to plan sequences of lessons record and use data (lesson reflection, tracking systems, pupil profiles) to monitor progress only when it is useful for improving pupil outcomes. draw conclusions about what pupils have learned by looking at patterns of performance over a number of lessons and assessments 	<ul style="list-style-type: none"> structure tasks and questions within lessons to enable the identification of understanding, knowledge gaps and misconceptions use assessments to check for prior knowledge and pre-existing misconceptions to plan sequences of lessons within units of work record and use data (lesson reflection, tracking systems, pupil profiles) to monitor progress only when it is useful for improving pupil outcomes. draw conclusions about what pupils have learned by looking at patterns of performance over a number of assessments within units of work
	d) Give pupils regular feedback, both orally and through accurate marking, and encourage pupils to respond to the feedback.	<ul style="list-style-type: none"> give accurate feedback, using some of feedback approaches eg written /verbal /whole class /peer /pupil self-reflection ensure marking is accurate, meaningful, manageable and effective use verbal feedback during and after lessons to improve outcomes for pupils provide time and purpose for pupils to respond to feedback. scaffold self-assessment by sharing model work with pupils, highlighting key details. 	<ul style="list-style-type: none"> Is able to use a variety of approaches to give accurate feedback; written, verbal, whole class, peer and pupil self-reflection ensure marking is accurate, meaningful, manageable and effective use verbal feedback during and after lessons to improve outcomes for pupils provide time and purpose for pupils to respond to feedback. scaffold self-assessment by sharing model work with pupils, highlighting key details. 	<ul style="list-style-type: none"> Consistently and with initiative, use a variety of approaches to give accurate feedback; written, verbal, whole class, peer and pupil self-reflection ensure marking is accurate, meaningful, manageable and effective use verbal feedback during and after lessons to improve outcomes for pupils provide time and purpose for pupils to respond to feedback. scaffold self-assessment by sharing model work with pupils, highlighting key details

S7: Manage behaviour effectively to ensure a good and safe learning environment

How well does the trainee:

- Make use of the relevant school behaviour policy and be able to employ a range of effective strategies to secure appropriate learning behaviour, self-control and independence so that all learners can make progress??
- Ensure that pupils know the boundaries of acceptable behaviour and understand the consequences of their actions?
- Minimise the impact of negative behaviour of some pupils on teaching and the learning of others?
- Establish and maintain effective relationships in the classroom between teacher to pupil, other adult to pupil and pupil to pupil?
- Understand the link between learners' behaviour and their involvement and engagement with learning?

Evidence for this standard may be demonstrated by:

Planning documentation

- Seating plans and clear classroom routines identified
- Planning showing the effective use of additional classroom support
- Planning showing consideration of clear behaviour management strategies

Reflective Documents

- Evaluations identify future learning targets
- Awareness of social and emotional factors and cultural and linguistic factors that influence pupil performance

Lesson observations from mentors and tutors

- High expectations and effective and appropriate behaviour management strategies observed
- Variety of styles, variation of tone and language appropriate to audience
- Effective relationships with pupils being developed
- School policies for behaviour used appropriately
- A welcoming physical environment
- Display of rules and or routines which you expect from pupils
- Good working knowledge of the school's behaviour policy
- Effective use of praise and sanctions
- Examples of where you have had an impact on behaviour beyond own classroom i.e. playtimes/lunchtimes/out of school/evidence in pupil profiles
- Awareness of bullying in all its forms
- Variety of styles, variation of tone and language appropriate to audience
- Awareness of social and emotional factors and cultural and linguistic factors that influence pupil performance

Pupil assessment records

- Records of sanctions and disruptive pupils maintained

		Not yet meeting full Teachers' Standards exemplification	Meeting Expected Teachers' Standards exemplification	Exceeding expected Teachers' Standards exemplification
		<p>On Trajectory Student Teacher:</p> <ul style="list-style-type: none"> With intervention from an expert colleague the student teacher can show an ability to carry out or exemplify the standard. With intervention the student teacher has an impact on pupils' progress overtime <p>Not yet on trajectory student teacher:</p> <ul style="list-style-type: none"> After intervention; Is not yet able to... 	<ul style="list-style-type: none"> Independently the student teacher can carry out or exemplify the standard Pupils make expected progress over time. 	<ul style="list-style-type: none"> Consistently, Independently and using initiative the student teacher can carry out or exemplify the standard Pupils make good (or better) progress over time
S7	Standards Prompt:	"I can't yet" (Intervention needed)... / It is unclear that children make progress at this stage	"Independently I can" ... so that children make expected progress over time.	"With independence and initiative I can consistently" ... so that children make good or better progress over time
S7: Manage behaviour effectively to ensure a good and safe learning environment.	a) Have clear rules and routines for behaviour in the classroom, and take responsibility for promoting good and courteous behaviour in the classroom and around the school, in accordance with the school's behaviour policy	Intervention needed to have clear rules and routines for behaviour in classrooms, and to take responsibility for promoting good and courteous behaviour in classrooms and around the school, in accordance with the school's behaviour policy.	<p>In accordance with the school's behaviour policy: Takes responsibility for and is able to promote and manage behaviour in the classroom well to ensure a good and safe learning environment; Encourages pupils to behave well in the classroom and around the school and display good levels of courtesy and co-operation;</p> <p>Is able to tackle bullying, including cyber and prejudice-based (and homophobic) bullying.</p>	<p>In accordance with the school's behaviour policy: Takes responsibility for and has the knowledge, understanding and skills to promote and manage behaviour effectively and create an excellent climate for learning;</p> <p>Actively encourages pupils to behave well in the classroom and around the school and display high levels of courtesy and co-operation;</p> <p>Can effectively tackle bullying, including cyber and prejudice-based (and homophobic) bullying.</p>
	b) Have high expectations of behaviour and establish a framework for discipline, consistently and fairly, with a range of strategies, using praise, sanctions and rewards consistently and fairly	<p>Needs continuous intervention to manage expectations of behaviour,</p> <p>Intervention needed to establish and manage a framework for discipline with a range of strategies, using praise, sanctions and rewards consistently and fairly</p>	<p>Sustains high expectations of behaviour.</p> <p>Establishes and maintains or applies the school's framework for discipline, using a range of strategies.</p>	<p>Consistently sustains high expectations of behaviour.</p> <p>Establishes and maintains or applies the school's framework for discipline consistently and fairly, using a wide range of effective strategies.</p>
	c) Manage classes effectively, using approaches which are appropriate to pupils' needs in order to involve and motivate them	Needs continuous intervention to manage classes effectively, using approaches which are appropriate to pupils' needs in order to involve and motivate them.	Is able to manage classes effectively, using approaches which are appropriate to pupils' needs in order to involve and motivate them.	Consistently manages a high level of pupil motivation and involvement using a range of effective approaches appropriate to the pupils' needs.
	d) Maintain good relationships with pupils, exercising appropriate authority, and acts decisively when necessary	Needs continuous intervention to maintain good relationships with pupils, exercising appropriate authority, and to act decisively when necessary.	Demonstrates good relationships with pupils and exercises appropriate authority, and acts decisively when necessary. Makes timely and effective interventions to maintain good discipline.	Consistently demonstrates strong and effective relationships with pupils exercising appropriate authority, and acts decisively when necessary.

S8: Fulfil Wider Professional Responsibilities

How well does the trainee:

- Involve themselves in the wider role of the school through pastoral/form tutor work. PSHCE, assemblies, out of school learning, extra-curricular activity, staff meetings and CPD activity?
- Seek support and communicate effectively with other colleagues?
- Recognise the value, expertise and benefits to learning of co-operative working?
- Plan for, brief and deploy effectively other adults in and out of the classroom?
- Review their professional learning and practice on a regular basis and identify strategies to improve?
- Seek out guidance and support from mentors and other colleagues and use the feedback to improve practice?
- Demonstrates sensitivity to home background, ethnicity, culture and religion when communicating with parents and carers?
- Acknowledge the contribution that parents and carers can make to the children's learning and well-being despite home circumstances or experiences of education?

Evidence for this standard may be demonstrated by:

Planning documentation

- *Collaborating with colleagues to share the load of planning and preparation and making use of shared resources (e.g. textbooks).*
- Learning plans show effective activity choice for LSA / other adults.- identification of type of task (do, support, intervene or assess)

Reflective Documents

- Effective use of feedback from mentors/tutors
- Identification of professional development(CPD)needs
- Evaluate and act upon advice and suggestions

Lesson observations from mentors and tutors

- *Discussing and analysing with expert colleagues how experienced colleagues seek ways to support individual colleagues and working as part of a team.*
- *Observing how expert colleagues communicate with parents and carers proactively and make effective use of parents' evenings to engage parents and carers in their children's schooling and deconstructing this approach.*
- *Receiving clear, consistent and effective mentoring in how to work closely with the SENCO and other professionals supporting pupils with additional needs, including how to make explicit links between interventions delivered outside of lessons with classroom teaching.*
- *Discussing with mentor and expert colleagues how to share the intended lesson outcomes with teaching assistants ahead of lessons.*
- *Receiving clear, consistent and effective mentoring in how to ensure that support provided by teaching assistants in lessons is additional to, rather than a replacement for, support from the teacher.*

- Understands and implements whole school policies e.g. dress code, communication with parents, assessment and recording procedures

Pupil assessment records

- Parents consultation and general communication with parents in line with school policy and procedures

Additional evidence

- Discussions / log activity /shared plan of deployment of other adults.
- Assignments and audits
- Contributions made to school-based training / activities.
- Success made and wider school positives resulting from communication with parents.
- *Contributing positively to the wider school culture and developing a feeling of shared responsibility for improving the lives of all pupils within the school (e.g.by supporting expert colleagues with their pastoral responsibilities)*
- *Knowing who to contact with any safeguarding concerns and having a clear understanding of what sorts of behaviour, disclosures and incidents to report.*

		Not yet meeting full Teachers' Standards exemplification	Meeting Expected Teachers' Standards exemplification	Exceeding expected Teachers' Standards exemplification
		<p>On Trajectory Student Teacher:</p> <ul style="list-style-type: none"> With intervention from an expert colleague the student teacher can show an ability to carry out or exemplify the standard. With intervention the student teacher has an impact on pupils' progress overtime <p>Not yet on trajectory student teacher:</p> <ul style="list-style-type: none"> After intervention; Is not yet able to... 	<ul style="list-style-type: none"> Independently the student teacher can carry out or exemplify the standard Pupils make expected progress over time. 	<ul style="list-style-type: none"> Consistently, Independently and using initiative the student teacher can carry out or exemplify the standard Pupils make good (or better) progress over time
S8	Standards Prompt:	"I can't yet" (Intervention needed)... / It is unclear that children make progress at this stage	"Independently I can"... so that children make expected progress over time.	"With independence and initiative I can consistently"... so that children make good or better progress over time
S8 : Fulfill Wider professional Responsibilities	a) Make a positive contribution to the curriculum enhancement and ethos of the school. What (are) is the trainee adding to the school community above/beyond classroom?	Needs intervention support to engage positively to the wider life of the school.	Independently able to positively contribute and be proactive to the wider life and ethos of the school. Acknowledges and shows understanding of teachers' legal responsibilities. Involved in extracurricular activities.	Consistently proactive in making positive contributions to the wider life and ethos of the school. Demonstrates a clear understanding of teachers' legal responsibilities. With growing independence and initiative can suggest, plan, implement a lunchtime/after school club or visit, recognizing school policy.
	b) Develop effective professional relationships with colleagues, knowing how and when to draw on advice and specialist support.	Needs intervention to establish effective relationships with colleagues and how to draw on specialist advice and support.	Independently develops effective professional relationships with colleagues, knowing how and when to draw on advice and specialist support.	Consistently maintains and deepens professional relationships with colleagues. Consistently and effectively consults with colleagues as appropriate, knowing when and how to draw on their advice and specialist support.
	c) Deploy support staff effectively.	Needs intervention support to deploy support staff.	Teaching / non-teaching staff are deployed effectively to support the learning of pupils. Professional dialogue with support staff is established and maintained, prior and after a lesson.	With independence and initiative support staff are consistently deployed; maximising the learning of pupils.
	d) Take responsibility for improving teaching through appropriate professional development, responding to advice and feedback from colleagues.	Needs intervention for improving teaching through appropriate professional development, and how to respond to advice and feedback from colleagues.	Independently takes responsibility for improving their teaching through appropriate professional development, Is able to respond and respect advice and feedback from colleagues.	Consistently and with initiative takes full responsibility for improving teaching through professional development. Consistently uses advice and feedback from colleagues to secure improvements in professional practice
	e) Communicate effectively with parents' with regard to pupils' achievement and well-being.	Needs intervention to communicate effectively pupils' achievements and well-being with parents.	Is able to communicate effectively with parents and carers about pupil' achievements and well-being.	Proactively and consistently communicates effectively with parents and carers about pupils' achievements and well-being.

PART TWO: Personal and Professional conduct -Trainees embarking on a programme of ITE will have demonstrated that they possess the required attitudes and behaviours as an element of the selection process. No matter which route to QTS they follow all trainees are expected to demonstrate high professional standards from the outset. For that reason the guidance on the standards in Part Two is not graded.

Standard Prompts	Scope	Key Questions
<p>Teachers uphold public trust in the profession and maintain high standards of ethics and behaviour, within and outside school:</p>	<ul style="list-style-type: none"> • treating pupils with dignity, building relationships rooted in mutual respect, and at all times observing proper boundaries appropriate to a teacher’s professional position • having regard for the need to safeguard pupil’s well-being, in accordance with statutory provisions • showing tolerance of and respect for the rights of others • not undermining fundamental British values, including: democracy, the rule of law, individual liberty and mutual respect, and tolerance of those with different faiths and beliefs • Ensuring that personal beliefs are not expressed in ways which exploit pupils’ vulnerability or might lead them to break the law. 	<ul style="list-style-type: none"> • Does the trainee have a commitment to upholding the high standards of the teaching profession, within and outside school? • Does the trainee develop appropriate professional relationships with colleagues and pupils? • Is the trainee able to safeguard pupils’ well-being, in accordance with statutory provisions? • Does the trainee understand that schools are required to develop pupils’ wider understanding of social and cultural diversity, tolerance for others and respect for different faiths and beliefs, in line with the maintenance of fundamental British values? • Does the trainee understand the challenges of teaching in modern British schools? • Is the trainee aware of the Prevent strategy and its implications? • Does the trainee understand the responsibility teachers hold in relation to the expression of personal beliefs and the impact these could have on pupils and their consequent actions? • Does the trainee understand and adhere to the school’s and provider’s VLE/internet safety policy, including the safe and responsible use of social media?
<p>Teachers must have proper and professional regard to the ethos, policies and practices of the school in which they teach, and maintain high standards in their own attendance and punctuality</p>	<ul style="list-style-type: none"> • The trainee’s conduct demonstrates a highly professional approach to teaching, understanding and demonstrating that their own conduct is appropriate at all times. • The trainee reads, understands and applies school policies at all times, e.g. health and safety, risk assessments before trips, homework, etc. • The trainee is punctual for school, lessons, meetings, etc. • The trainee always informs the school/colleagues of reasons for any non- attendance involving his/her teaching obligations or other professional meetings and responsibilities in line with school policy. • The trainee’s language and dress are highly professional and in line with school policy 	<ul style="list-style-type: none"> • Does the trainee display high standards of personal and professional behaviour, inside and outside school, including attendance and punctuality at all times? • Does the trainee understand and apply the range of policies that support school practice and act on these in their planning, teaching and wider involvement in the life of the school? • Does the trainee take appropriate responsibility for their own and pupils’ well-being in the classroom and during off-site activities or visits?

<p>Teachers must have an understanding of, and always act within, the statutory frameworks which set out their professional duties and responsibilities.</p>	<ul style="list-style-type: none"> • The trainee is able to articulate, and abide by, the roles and responsibilities of the teacher in relation to statutory frameworks. • The trainee is aware of his/her responsibilities in relation to, for example, equality legislation, duties and safeguarding. • The trainee is able to judge when they may need advice and help in matters of Child Protection or confidentiality. 	<ul style="list-style-type: none"> • Is the trainee aware of and does the trainee act in the context of the professional duties of teachers as set out in the statutory School Teachers' Pay and Conditions document? • Has the trainee received relevant training in Child Protection/safeguarding? Can he/she articulate the school's policy if reporting a concern?
--	---	--

A teacher is expected to demonstrate consistently high standards of personal and professional conduct. The following statements define the behaviour and attitudes which set the required standard for conduct throughout a teacher's career. (Teachers' Standards, Part Two: Personal and professional conduct)

<p>Part Two of the Teachers' Standards is about personal and professional conduct. All trainees are required to maintain consistently high Standards of personal and professional conduct at all times. Where this is not the case, a cause for concern procedure will be instigated and will potentially result in disciplinary procedures.</p>	
<p>Interview:</p>	<p>Personal and professional conduct is included as a focus for discussion as part of the interview process. In accepting the offer of a place on the programme, prospective trainees agree to adhere to high standards of personal and professional conduct;</p>
<p>Induction:</p>	<p>The requirements for Part Two of the Teachers' Standards will be introduced and discussed in detail to include consideration of each aspect and its implications for trainees and teachers;</p>
<p>At the start of a new placement:</p>	<p>Trainees must familiarise themselves with the individual school's codes of conduct and safety policies, including safeguarding, and ensure they understand and adhere to them;</p>
<p>At each review point (End of B, D & phases):</p>	<p>The trainees' ability to consistently maintain high standards of personal and professional conduct are discussed. Any areas for development are addressed and appropriate targets set;</p>
<p>At any time:</p>	<p>Should issues arise in relation to the appropriateness of the trainees' Conduct, action will be taken which may lead to a cause for concern procedure being instigated.</p>

Placement roles and responsibilities

Student Teachers:

- Ensure pre-placement contact with the Mentor and University Partnership Tutor (UPT)/ Partner Programme Lead (PPL).
- Maintain a professional demeanour and appearance.
- Sustain a timely cycle of: planning, preparation, evaluation & reflection. Building to teaching 70% of curriculum time; and sustaining this.
- Develop appropriate and constructive relationships with learners and other professionals.
- Seek and take into account advice and guidance from experienced colleagues.
- Engagement in reflection on professional development, tracking progress and target setting.
- To maintain a Placement File and Complete the weekly review in the School / Setting Placement Assessment Record (SPAR), directly linked to the teacher standard grid.
- To maintain a class and individual profiling folder; within which you should gather data on your class's progress over time, analysis of that data and annotated evidence which demonstrates the impact that your teaching has had on the class over the period of your placement as well as profile 3 pupils in depth. (see Pupil Profiling Guidance)

Schools, Mentors and Class Teachers [CT]:

- **To provide an appropriate setting and context for the student to develop the necessary experience including:**
 - An effective welcome / induction opportunity
 - Guidance and materials to inform the student's preparation, teaching and contribution to **children's learning and welfare**.
 - Opportunity, feedback and guidance to support and engage the student in reflection, target setting
- **To ensure that at least 4 formal observations take place plus one with a focus on the teaching of SSP and early reading**
- **To undertake a weekly tutorial and review session with the student. On Extending Placements 3 of these will focus on pupil progress analysis. Refer to TPP guidance.**
- **Monitor Student's files and completion of Student Progress Assessment (SPAR)**
- **To complete the assessment requirements as set out in the relevant Assessment Schedule below.** All assessment placement forms (below) can be downloaded from the Partnership Website and completed in electronic format.
- To raise any formal "In Need of Intervention Plan" in keeping with the guidance.
- To identify any student who is not continuing to make progress to meet the expected exemplification of teacher standards as in need of an intervention plan.
- **To liaise with the assigned University Partnership Tutor / Partner Programme Lead**

University Partnership Tutors [UPT] / Partner Programme Lead [PPL] for SD Alliances:

At each placement phase there will be at least 2 Quality assurance touch points (Visits).

Academic year 2021/22 Will see a return to some 'in person visits' from your UPT or PPL.

50% of QA touch points will be 'in person: 50% will be Virtual via TEAMS or ZOOM

- Ensure pre-placement contact with student teacher. Provide contact details.
- Make early contact with the Mentor to support the start of the placement as appropriate.
- Respond to placement issues as required and support the formal process for dealing with an "Intervention Plan" if raised.
- Conduct two QA visits to moderate staged expectation progress assessments
- Assist in the moderation of placement assessment (formative & summative).
- Ensure that all placement outcomes are collated in time for module assessment boards and are presented to PAd
- In School Direct Alliances, being a UPT and Personal Academic Tutor is part of the role of the Partner Programme Lead (PPL)

All Extending Placements:

Each student should:

- Demonstrate a professional approach to appearance, behaviour, timekeeping and attendance.
- Arrive at least 30 minutes before the start of the school/setting day. Allow time for completing relevant responsibilities at the end of the day (**not to leave before 4:30pm unless circumstances are agreed with school**)
- Follow the guidance set out in the Generic Placement Handbook for giving notice of absence.
- Be directly involved in teaching and learning support building up to and sustaining 70% of the weekly timetable
- Allocate the remaining time to observing teaching; familiarisation with school organisation / routines; planning and preparation and evaluation of progress.
- **Observe the teaching of Systematic Synthetic Phonics and Guided Reading**
- **Be observed (with feedback) teaching one in a minimum sequence of 3 Phonics & Guided Reading sessions.**
- Develop a Class Profile evidencing pupil progress overtime.
- Ensure all lesson plans and class trackers are annotated in terms of your teaching and the children's learning is clearly linked to future plans.
- Maintain a reflective log throughout the placement focusing on your teaching and the children's learning. Use the 'model' in your SPAR of support all reflections.

Week by Week suggested exemplification:

Time	Student's Role	Mentor's Role	Class Teacher's Role	UPT / PPL's Role
Before placement	<ul style="list-style-type: none"> • Audit of subject experience in previous placements, including topics taught • Meet with Personal tutor & set initial targets 	<ul style="list-style-type: none"> • Brief colleagues on placement. 	<ul style="list-style-type: none"> • Consider placement set-up implications for student, class, yourself. 	Give contact details and advice/support to all as required.
Visit/Prep week (Week 1)	<ul style="list-style-type: none"> • Prepare and maintain a placement file. • Share your previous & current SPAR with Mentor/CT • Ensure you gather the information to support your placement preparation including the school's / setting's medium term plans policies and resources. • Identify your placement teaching timetable and content including PPA entitlement {same as NQT} and specific non-contact activity such as observing a colleague, partner teaching etc • Check school GDPR guidelines on pupil info/names etc and storage of documentation- Cloud/Dropbox/encrypted USB – and adhere to school guidelines • Observe lessons / sessions taught by the CT and discuss pedagogy, behaviour management and organisation. Utilise 'observing a colleague ' proforma in a focused way. • Create a Class Profile file to use throughout placement to record evidence of pupil progress in all subjects taught. Gather baseline data. 	<ul style="list-style-type: none"> • Discuss targets from student's previous observations and reports. • Ensure student(s) have the information necessary to prepare for the placement. 	<ul style="list-style-type: none"> • Arrange suitable opportunity to work with children. • Disseminate necessary information to aid initial planning. • Discuss initial planning ideas • Support trainee in settling into a professional role. <p>Liaise with Mentor as appropriate</p> <ul style="list-style-type: none"> • Provide class data to trainee • Induct trainee into progress tracking systems. 	Assist / visit as necessary in response to issues that arise.

	<ul style="list-style-type: none"> • Choose and begin to gather evidence on your 3 pupil profile children including 1 Pupil Premium child where possible • Engage with Part 2 of Standards eg, register whole class, • Email your UPT / PPL. Provide an update • Observe routines 			
<p>By end of visit days</p>	<ul style="list-style-type: none"> • Ensure you have copies of any medium term planning if available. Update as required. • Observe lessons / session taught by the CT and discuss pedagogy, behaviour management and organisation. • Support learning in a TA role as directed by the CT • Share and agree your plans for your lessons / activities for first week. • Collect evidence re children's ability to support planning, pupil progress and assessment. Discuss the ways that school measures pupil progress • Establish class records for assessment .(tracking) • Complete preparation checklist • Complete weekly review to discuss with mentor. • Find out who is the named Child Protection contact in the school 	<ul style="list-style-type: none"> • Give contact details • Share previous placement report and observations. • Meet to review weekly review and support student in finalising targets for start of this placement • Share school assessment system. . • Discuss tracking of pupil progress /format with student • Sign Pre-Placement Checklist in the SPAR if complete or discuss any outstanding areas. • Liaise with UPT/PPL if there are concerns 	<ul style="list-style-type: none"> • Support student in settling into teacher role • Provide opportunities to work with children • Provide opportunities to carry out required tasks. • Discuss initial planning ideas • Share medium term plans and ideas if MTP not in place • Give contact details • Arrange with student to receive first plans as outlined in pre placement checklist giving time for you to suggest amendments as appropriate. • Negotiate times for teaching timetable including opportunities to observe good practice and PPA • Give informal feedback when the opportunities arise • Liaise with mentor 	

<p>Week 2</p>	<ul style="list-style-type: none"> • Work with small groups and whole class teaching up to 50% teaching and learning contact time • Use variety of formative assessment strategies to assess the pupil learning • Ensure this is recorded on your tracking documentation • Negotiate how you will assume whole teacher role. • Plan, prepare and teach observed lesson as applicable. • Complete weekly review and discuss in your tutorial/weekly review meeting with your mentor. Once targets are agreed add these to your running record. Review reflectively any targets already met. 	<ul style="list-style-type: none"> • At least 4 observations to be made over the 8 weeks. • Provide copy of observation or Students SPAR • In addition- 1 phonics and 1 guided reading observation to be completed directly onto the appropriate grid. • Weekly review/tutorial to discuss pupil and student progress, student wellbeing and to agree student's targets. • Monitor student file at regular intervals throughout the placement. • Discuss progress/concerns as appropriate with UPT/PPL and raise an 'In Need of Intervention Plan' if necessary following guidance. 	<p>As visit week +</p> <ul style="list-style-type: none"> • Help student to reflect on practice • Discuss ways in which student will assume class teacher role 	<p>Make early contact to arrange visit schedule and respond to any matters arising.</p>
<p>Week 3</p>	<ul style="list-style-type: none"> • Ensure you are fulfilling placement requirements • Utilise non-contact time wisely to include observing colleagues, discussion with subject leads, PPA, researching subject knowledge. • Teach your specialist subject where appropriate • Maintain class records using your tracking system (see TPP for guidance). Utilise this information to support next steps in learning • Ensure all planning includes the non-negotiables and most of the additional elements (see TPP guidance) • Annotate plans reflectively and indicate links to impact on pupils (highlight) in order to plan next steps in learning. • Follow guidance given for TPP with reference to completion of periodic Pupil progress review for analysis with mentor in focused weekly review meeting. (<i>this will recur at intervals throughout the placement and may coincide with the end of units of work</i>) 	<ul style="list-style-type: none"> • Pupil progress is focus of weekly review meeting. Student should be able to show a range of evidence to support this. • Check student file • Agree targets for student to work on and check previous ones have been reviewed successfully on student developmental running record. <ul style="list-style-type: none"> ○ Liaise closely with class teacher • Liaise with UPT/PPL to arrange a joint observation (QA) visit. 	<p>Continue to support as outlined above</p>	<p>Make an early visit especially if concerns/issues arise</p> <p>Arrange a QA visit to undertake a joint observation with the mentor.</p>

<p>Week 4</p>	<ul style="list-style-type: none"> • Move towards 60% teaching and learning contact time. • Continue to work on pupil profiles – ensure that any work /evidence for these is analysed • Maintain records (tracking) based on your varied assessment strategies . • Create opportunities to address issues arising eg where pupils have not met a learning objective (discuss with class teacher how they manage this) • Ensure planning is sequential and is annotated effectively to support pupil progress • Check whether it is appropriate to complete a periodic progress review. Check TPP guidance. 	<ul style="list-style-type: none"> • Meet with student for weekly review meeting, discussing targets and student weekly review • Refer to assessment grids as basis for discussion of targets.(ongoing) • Schedule observation as appropriate • Liaise with class teacher • Arrange for subject leader to complete appropriate observation • Liaise with UPT/PPL if concerns or issues arise. 	<ul style="list-style-type: none"> • Continue to support as in weeks 2 and 3 particularly by giving informal feedback, checking planning and suggesting any amendments before the lesson, including student in wider opportunities 	<p>Ensure full liaison with cohort leaders and personal tutors in the event of an In need of intervention plan.</p>
<p>Week 5</p>	<ul style="list-style-type: none"> • Move towards 70% teaching and learning contact time • Check if there is a need for a focused pupil progress review • Continue to build pupil profiles (do not copy lots of pieces of work– what you keep as evidence should be meaningful) • Maintain tracking as in previous weeks 	<ul style="list-style-type: none"> • As in previous weeks Check whether student has observed/taught phonics and Guided reading to date. • If ‘In Need of Intervention Plan’ is in place an observation is necessary each week. • Is the student having opportunity to observe other teachers and /or partner teach to support their own progress? • Confirm any cases of formal ‘In need of Intervention’ cases in liaison with UPT/PPT ensuring you hold a tutorial and targets have been set. • This module can be failed if a student fails to 'meet expected standards exemplification' in any Teaching Standard. • Involve UPT/PPL. 	<ul style="list-style-type: none"> • As in previous weeks • Can you broker opportunities for partner teaching with your student? • Can you support in TA role? <p>Liaise with mentor and UPT/PPL in supporting student and setting targets for improvement</p>	<p>Ensure liaison with school and make QA visit around this middle point. Liaise where these arise and inform/seek support from appropriate colleagues eg personal tutor, cohort leader, programme leader. Ensure all paperwork has also been sent to the above and relevant “PAAd”..... To be logged.</p>
<p>Week 6</p>	<ul style="list-style-type: none"> • Continue at 70% teaching and learning contact time. • Continue with assessment , tracking and pupil profiling. • Perhaps you can be introduced to the school electronic tracking system if this has not already happened • Continue to use non- contact time wisely , this will include your PPA time • Check for any gaps in your curriculum coverage (proforma in SPAR). Discuss any gaps with your mentor and class teacher. Ensure you have the opportunity to teach PE as a priority • Seek support from your mentor for job applications and preparation for interviews.. 	<p>Support as for previous weeks In addition:.</p> <ul style="list-style-type: none"> • Plan to introduce student to electronic tracking system • Support purposeful use of non contact time • Support any job applications as an when they arise 	<ul style="list-style-type: none"> • Support as for previous weeks • In addition: • Support any gaps the student may have in their curriculum coverage 	<p>Schedule a QA moderation visit for some time towards the end of placement.</p>

	<ul style="list-style-type: none"> Ensure you plan to meet remaining targets 			
Week 7	<ul style="list-style-type: none"> Sustain your level of teaching and learning contact time. Ensure that you are in teacher role by performing beginning and end of day routines as well as teaching Time to review, plan ahead, review records and fully engage with Assessment Grids if you haven't been doing this as an ongoing task 	<p>Continue as above</p> <ul style="list-style-type: none"> Actively encourage verbal reflection when meeting with student or giving feedback 	Continue as above to support student and to liaise with mentor	Maintain contact if 'In need of intervention plan' is in place
Week 8	<ul style="list-style-type: none"> Sustain your level of teaching & learning contact time. You may increase, with approval of Mentor, to an absolute max of 80%. (80% not necessary for QTS pass) 	As for previous weeks	As for previous weeks	
Week 9	<ul style="list-style-type: none"> Ensure Pupil Profile reports are completed and discuss progress made by all children taught throughout your placement (as in guidance). Share completed progress tracking records with CT Identify areas of strength and development for CEDP with Mentor Discuss your End of Placement Report: KAPE Outcome Record with your Mentor. Check with TPP guidance to see if you need a periodic pupil progress review Meet with external examiner if applicable 	<p>Review student's file and completion of pupil profiles reports, class profile records and SPAR</p> <p>Discuss and complete the End of Placement Report including and targets for development using Assessment grids as a basis on which to judge evidence</p> <p>Student and Mentor to discuss and sign a hard copy for file Student to include report in file for post placement tutorial with personal tutor. Mentor to email copy of End of Placement Report to University KAP "campus", UPT / PPL and student.</p> <p>Meet external where applicable.</p>	<ul style="list-style-type: none"> Continue to support as in previous weeks Liaise with mentor in writing of end of placement report and final grades. Assessment grids should be used as the basis for this discussion and assessment. 	<ul style="list-style-type: none"> Cohort Leaders will inform schools to be visited by external examiners. UPT/PPL' must moderate end of placement reports during 2nd QA visit. Collate all pass/fails to submit to KAP/Pad Ensure final reports are submitted on time
Week 10	<ul style="list-style-type: none"> Enjoy your last week of teaching! Teach for external examiner if required. Complete Weekly Review (SPAR) discuss in tutorial with Mentor and agree targets for CEDP <ul style="list-style-type: none"> Ensure that all progress record are handed over to class teacher and all resources returned before you leave. 	<p>Tutorial review of student's file and completion of the SPAR and confirm targets</p> <p>Many thanks for your support and commitment to the trainees programme.</p>	<ul style="list-style-type: none"> Ensure they pass on copies of records and assessments made on placement Many thanks for your support and commitment to the trainees programme. 	<ul style="list-style-type: none"> Ensure all requirements are met.

Completion and Return of Placement Documentation

All assessment placement forms (below) can be downloaded from the Partnership Website and should be completed in electronic format. Visit: <https://www.cumbria.ac.uk/about/partnerships/placements/education/information-primary/>.

All students have (hardcopy) Student Placement Assessment Record.

Schools/settings should email completed Key Assessment Point Outcome Record (KAPs) to

Lancaster based student: Kaplancaster@cumbria.ac.uk

Carlisle based students: Kapcarlisle@cumbria.ac.uk

London based students: Kaplondon@cumbria.ac.uk

Assessment Schedule

Mentor	Destination	Due	Student
Pre-placement Checklist	1 copy to student* Notify UPT /PPL where necessary.	First few days	To make a complete record of all assessment, feedback and reflections in the SPAR Retain a copy for presentation on future placements Make a copy to be discussed and submitted to your PAT at your post placement tutorial / Base Day Carry out placement evaluation and final Programme Exit survey as specified on back page of SPAR
Observation Proforma [OP]	1 copy to student*	At least 4 observations over the Extending phase	
In Need of Intervention Referral form (ONLY STUDENTS EXHIBITING NEED)	1 copy to student* 1 copy to UPT /PPL 1 copy emailed to PAAd@campus@cumbria.ac.uk	At any point that gives the student appropriate time to improve on targets set (usually flagged by mid-point of placement)	
End of Placement Report: Extending KAP E Outcome Record	1 copy to student* 1 copy emailed to UPT / PPL 1 copy emailed to KAP** *To be held in SPAR ** Email Addresses Lancaster: Kaplancaster@cumbria.ac.uk Carlisle: Kapcarlisle@cumbria.ac.uk London: Kaplondon@cumbria.ac.uk	End of penultimate week	

The Standard descriptors are to be used to assess the outcome for the trainee at this end point assessment using a **'best fit'** approach. All standards (best fit) **must be Meeting expected or exceeding expected by the conclusion of the training** programme for the recommendation of the award of QTS and evidence against the descriptors commensurate with the outcome must be provided at each assessed stage.

PLACEMENT DEVELOPMENT AND DOCUMENTATION

1. Student Progress Assessment Record [SPAR]

This standalone booklet builds and retains a record of the student's development throughout their programme. It contains:

- **Observation Proforma** for the Mentors observations and feedback
- **Placement Weekly Review** forms to stimulate and capture the student's reflection on progress against the Assessment Criteria and informed by self-evaluation, feedback and tutorials. The process incorporates a systematic engagement in reviewing and setting targets.
- **Trainee Development Targets Running Record:** for students to enter agreed targets based on feedback, discussion, scrutiny of files and their wider reflection on their progress.
- **End point Assessment Descriptors** for annotating, assessing and tracking progress to support feedback, reflection, target setting and summative assessment.
- **Key Assessment Point Outcome Record: Placement Report Proforma** completed by the Mentor for capturing summative assessment.

The student is responsible for collating and completing this record(See Below: "Completion and Return of Documentation")

2. The Placement File

From first contact (visit days) and throughout the placement each student is required to maintain a file which typically holds:

- **Current SPAR**
- **Previous SPARs (Beginning & Developing)**
- **Section your folder as in pre placement checklist & Generic handbook**
- **Placement tasks (if any)**

You will also need a separate folder for your Class Profile to monitor, track, assess and record the progress of the children in your class.

n.b. This collection of lesson observation feedback, weekly reviews and annotation of the assessment descriptors will monitor and track the student's professional development and provide a regular assessment profile which will readily inform and build up the required summative assessment of the placement. Mentors and University Partnership Tutors / Partner Programme Leads are asked to keep a check on the student's completion of these important documents.



“Aspirational training to achieve inspirational teachers with pupils’ learning and well-being at the heart of our partnership”

Early Years & Primary Initial Teacher Education

SPAR: Student Progress Assessment Record

Information:

Trainee:	
Year/ Programme (e.g.PGCE):	
Placement (B,D,E):	
School/Setting:	
Mentor:	
Class Teacher:	
University Partnership Tutor (UPT) /PPL:	
Age Range taught:	
Start / Finish Dates of Placement:	

Signatures:

In order for you to start your placement you must have the following signatures: Personal Tutor(PT)/PPL: during target-setting meeting with trainee prior to placement. Mentor: on or following final visit day or by end of first day of placement at latest (see also ‘Pre-Placement Check List’ in this pack).

Personal Tutor/PPL:	
Mentor*:	

*or other nominated school-based colleague who also complete the Pre-Placement Checklist with the student

STUDENT PROGRESS ASSESSMENT RECORD (Academic year 2022/2023)



Introduction:

The SPAR is designed to track, monitor and evidence your journey from the start of your QTS course through to the end. It is to support you in tracking your progress against staged expectations and in meeting the required Teachers' Standards by the end of your programme (extending placement). This is the key record of your professional and academic development and has been designed so that all tracking and assessment documentation is recorded and stored in one place.

The SPAR:

- is your record and you are responsible for ensuring that it is completed in an accurate and timely manner.
- comprises all of the documentation that is completed during each placement phase (B, D or E)
- should be kept in section 2 of your file and should be available for the Mentor and UPT to refer to and use as relevant
- should be retained in paper or accessible electronic form during all placement phases
- individual forms are available in electronic form from <https://www.cumbria.ac.uk/about/partnerships/placements/education/information-primary/>

Placement information	Complete before placement and obtain the required signatures.	
Trainee Teachers' Staged Expectations Assessment Descriptors	Use with your Mentor and UPT to discuss and track progress over time against the staged expectation and enactment of your ITT curriculum. You will have 'learnt' knowledge and 'learned how to' consider many skills that you then gain a chance to enact in a classroom setting. Through ongoing high quality professional discussion with your mentor you will be able to identify areas of strength and areas for development in order to set short-term and longer-term developmental targets.	
Development Targets Running Record	Use to record the targets set at your Pre-placement tutorial . These should be based upon areas for development identified at the end of your previous placement (continuing trainees only) and linked with the aspects of 'new' learning from your ITT curriculum. Update after each Mentor meeting and add new target(s) agreed.	
Pre-placement check list	Complete before each placement. Mentor should sign to confirm that you are ready to undertake the placement.	
Curriculum coverage	Complete during each placement to record different aspects of curriculum coverage.	
Class data summary	Complete at the very beginning of your placement to help you plan for the class. You should collect the data from the class teacher.	Refer to detailed Tracking Pupil Progress Guidance
Class progress tracking sheet	Use to record your formative assessment for the class and track pupils' progress.	
Group progress tracking sheet	Use to record your formative assessment for different groups. This could also be used by the TA or other support staff.	
Lesson observation (observers form)	Complete when observing colleagues' teaching – see guidance on observation proforma.	
Reflections	There is an expectation on all phases of placement that you will keep an ongoing reflections of impact on pupil progress, use the prompts in the TPP guidance as starters, please devise your own format for this.	
Focused pupil progress review form	Use as prescribed on B, D, E placements (see TPP guidance) to demonstrate your impact on pupil progress and learning over time.	
Weekly Review template	Complete prior to your weekly tutorial with your Mentor. For B & D phases this review focusses your thinking around 6 'domains' of ITT learning & enactment. At all time you should consider the effect your teaching is having on ongoing pupil progress over time.	
Observation proforma	Completed by the Mentor or UPT, or other observer, after each observation.	
Student QA form	Your UPT /PPL will share this form with you prior to a visit. You record a summary of your work and reflections so far – these will be discussed and added to during UPT visit.	
Pupil profile log	Use to record your pupil profiles – 3 pupils on B, D and E placements. Refer to detailed Pupil Profiling Guidance.	
End of Placement Report	Completed by the Mentor at the end of all placements of four weeks or more.	

Key Assessment Points*

The Common Framework involves use of the descriptors at 3 Key Assessment Points (KAPs) during the period of training, regardless of the chosen Programme: Postgraduate, Undergraduate, full or part time. Using the terms adopted by the University of Cumbria to describe the **stages** in school-based experience, the KAPs occur:
KAP B - At the end of the assessed "Beginning" Placement
KAP D - At the end of the assessed "Developing" Placement
KAP E - At the end of the assessed "Extending" placement

At Beginning & Developing phases your summative assessment will be a professional judgement on your ability to make good progress in addressing the staged expectation (the skills & knowledge that MOST student teachers will have been able to enact in a school or setting)

At extending phase the summative judgement will be made on your ability to 'meet' the national teacher standards.

The specific timings of Key Assessment Points for each Programme are as follows:

Programme	KAPB	KAPD	KAPE
BAQTS 3 year	End of Beginning placement in Year 1	End of Developing placement in Year 2	End of Extending placement in Year 3
BAQTS 4 year	End of Beginning placement in Year 1	End of Developing placements in Year 2&3 – each mapped to the staged expectation based on the curriculum covered. <i>*Y3/4 is taken as a comparator with other programmes for moderation purposes.</i>	End of Extending placement in Year 4
PgCE Fulltime/SD	End of Beginning placement	End of Developing placement	End of Extending placement

*Often the KAP grading points land in the penultimate week of each placement phase. This is designed to allow adequate time for Mentor, student and UPT (or PPL) to effectively moderate progress & outcomes ensuring that forms are returned to the university in good time to meet academic examination boards (effectively allowing students to progress or graduate).

It is essential that all comments regarding trainee progress are aligned with descriptors in the "Staged expectation assessment descriptors". It is essential that all involved in the assessment process, including the trainees, fully understand and can explain how the assessment guidance and criteria are applied to ensure accuracy and consistency.

PRE-PLACEMENT CHECK LIST

For Assessed placements only

Revised Sept 2022



The Trainee and mentor should agree and sign-off this form pre-placement before they sign the front of this pack

Trainee Name		Programme & Year group		Placement Phase	
--------------	--	------------------------	--	-----------------	--

THE FOLLOWING ARE PRESENT IN THE PROFESSIONAL FILE	Signature of Trainee	Signature of Mentor
<p>SPAR File: SPAR Front cover signed Pre-placement Checklist signed off Staged expectation assessment descriptors for this placement phase. Curriculum Tracker Developmental Targets Record signed by PT Placement Supplement Weekly Review proforma Formal and Informal observations proformas Safeguarding Policy (read, signed, dated) GDPR Policy (read, signed, dated) General information about the placement setting/school, class information</p> <p>All observations, reports, Assessment outcomes and Action Plans from previous placements</p>		
<p>Planning File: Class timetable per week identifying teaching % UoC Planning document for reference Sequences/Medium term plans for placement Planning proformas to be used</p> <p>For EYFS Trainees: Areas of learning</p> <p>For KS1/2 Trainees: English; Mathematics; Science; Computing; RE; Range of Non-Core Subjects.</p> <ul style="list-style-type: none"> • Weekly Planning Sheets • Daily/Organisational Plans Learning Plans (for first 2 days)		
<p>Tracking Pupil Progress File: Class Data Summary completed Pupil Profile information for 3 children Class/ Group trackers printed ready to complete Focused Review proforma</p>		

Trainee **is** adequately prepared to begin his/ her placement

Trainee **is not** adequately prepared to begin his/ her placement and is therefore at risk of failure

Signature of AT/Mentor:

Date:

Areas for attention

- 1.
- 2.
- 3.

The areas for attention, indicated above, must be addressed during the first few days of the Block Placement if the planning is still not adequate, the trainee may not be allowed to start the placement.

CURRICULUM COVERAGE

Revised September 2022



Name of trainee:

Beginning Placement	English/ Literacy	Phonics	Guided Reading SPAG	Maths	Science	Computing	PE	D&T	Geography	History	MFL	Music	PSHCE	Art	RE
Observed teacher															
Participated															
Planned and taught a lesson															
Mentor Lesson Observation Form Completed															
Developing Placement															
	English/ Literacy	Phonics	Guided Reading SPAG	Maths	Science	Computing	PE	D&T	Geography	History	MFL	Music	PSHCE	Art	RE
Observed teacher															
Participated															
Planned and taught a lesson															
Created a sequence of learning / unit of work															
Mentor Lesson Observation Form Completed															
Target curriculum coverage on next placement:															
Extending Placement															
	English/ Literacy	Phonics	Guided Reading SPAG	Maths	Science	Computing	PE	D&T	Geography	History	MFL	Music	PSHCE	Art	RE
Observed teacher															
Participated															
Planned and taught a lesson															
Created a sequence of learning / unit of work															
Mentor Lesson Observation Form Completed															
Target curriculum coverage in ECT years:															

EYFS COVERAGE of Areas of Learning

Revised September 2022



Name of trainee:

Beginning Placement	Communication	Physical Development	Personal, Social, Emotional Literacy	Maths	Understanding the World	Expressive Arts & Design	Indoors	Outdoor	Care Routines – sleep and rest	Care routines – food and drink	Care routines – personal hygiene	Partnership - parents	Partnership – other prof		
Observed teacher/key person/ practitioner															
Participated															
Planned and taught an adult-led activity/experience															
Planned and facilitated an enhancement to continuous provision – adult led activity/experience															
Planned and facilitated an enhancement to continuous provision – child led activity/experience															
Retrospective planning capturing the spontaneous learning from child-initiated activity/experience															
Mentor Observation Form Completed															
Developing Placement															
	Communication	Physical Development	Personal, Social, Emotional Literacy	Maths	Understanding	Expressive Arts & Design	Indoors	Outdoor	Care Routines – sleep and rest	Care routines – food and drink	Care routines – personal hygiene	Partnership - parents	Partnership – other prof		
Observed teacher/key person/ practitioner															
Participated															
Planned and taught an adult-led activity/experience															
Planned and facilitated an enhancement to continuous provision – adult led activity/experience															
Planned and facilitated an enhancement to continuous provision – child led activity/experience															
Retrospective planning capturing the spontaneous learning from child-initiated activity/experience															
Mentor Observation Form Completed															
Target possible coverage on next phase/placement:															

Extending Placement	Communication	Physical Development	Personal, Social, Emotional Literacy	Maths	Understanding the World	Expressive Arts & Design	Indoors	Outdoors	Care Routines – sleep and rest	Care routines – food and drink	Care routines – personal hygiene	Partnership - parents	Partnership – other prof		
Observed teacher/key person/ practitioner															
Participated															
Planned and taught an adult-led activity/experience															
Planned and facilitated an enhancement to continuous provision – adult led activity/experience															
Planned and facilitated an enhancement to continuous provision – child led activity/experience															
Retrospective planning capturing the spontaneous learning from child-initiated activity/experience															
Mentor Observation Form Completed															
Target development for post qualifying years (ECT):															

University Of Cumbria ITE Partnership: Resilience & Teacher Workload Reduction Charter

The University of Cumbria ITE Partnership has a strong focus on teacher workload reduction and teacher resilience for all. Our aim is to supplement and, in many cases, add value to the support being offered in Partner Schools & Settings. The opportunities offered by the University of Cumbria are open to all of our students, current or recently qualified.

We also offer the enhancement of ongoing quality training and CPD noting the benefit this brings to the wider Partnership.

Everyone has a right to expect access to support throughout our Partnership- please use this Charter as the starting point for conversations with leads both at University and in Schools/Settings.

Intent –

- Our intent is that our partnership has a focus on ensuring all teachers & students are well supported (mentally / emotionally)
- Challenge and lead dialogue about Teacher Workload Reduction (TWR) and Teacher Resilience.
- Encourage professional conversations...& lay out responsibilities for ensuring Resilience and TWR are key attributes of any Teacher training programme.
- To provide support for students targeted at individuals leading to resilient trainees.

Implementation –

- To promote discussion and provoke challenge
- To be shared throughout programmes and their partnerships
- Lead to CPD;
- To promote professional conversations relating to wellbeing and workload feeding into ongoing partnership feedback mechanisms.

Impact –

- Students leaving the university feeling confident to take on their ECT years and remain in the profession
- Ensuring students know where to go for support and to understand that asking for help is a strength; also to recognise the students who may not seek this support when they need it.
- School / Setting staff receive regular feedback, training and ongoing CPD opportunities linked to Teacher workload reduction and resilience

* This Charter will become part of the UoC ITE Partnership Agreement ensuring that it will come to the attention of Head Teachers / mentoring leads who sign the agreement.

UoC students will:

- identify your strengths & skills early on and have the confidence to share these;
- know who to approach for support (seek it out);
- aim to maintain a healthy work/life balance by:
 - Getting adequate sleep.
 - Getting regular exercise.
 - Being realistic about what you can achieve.
- set your own placement well-being target and review it each week with your mentor;
- take responsibility in confronting fears rather than avoiding them; helping to reduce anxiety. The sooner they are confronted the sooner they will be addressed;
- be clear about how you exemplify staged expectations (B&D) and National Teachers' Standards (E phase);
- know when you have done enough!

ITE Partnership Staff will:

- have regular & timely check ins with ITE students whilst on placement- be specific in asking:
 - how they are feeling?
 - have they any concerns?
 - are they maintaining a work/life balance?
- talk to ITE Students about ways in which your school have reduced teacher workload & support teachers to develop effective work/life balance;
- allow ITE students the opportunity to discuss ways that they have experienced planning, pupil tracking & assessment methods;
- share school well-being guidance & policy;
- ensure that ITE students signal where evidence can be found for Staged expectation exemplification; rather than collection. (Reflection not collection)

UoC Programmes will:

- ensure that students understand the staged expectations in each placement phase leading to meeting teacher standards at end point assessment.
- work through elements of ITE paperwork during programme sessions prior to placement (Planning, tracking, assessment);
- support students to reduce the workload associated with planning for learning, marking and use of data in line with DfE guidance;
- ensure Personal Tutors review and refer to student's targets prior to and post placement;
- be honest and balanced about expectations of teachers and how to manage reasonable workloads;
- reach out & support as necessary. e.g. high quality mentoring that explores the enactment of knowledge and skills learned in their ITT curriculum.

Together we will:

- ask, assess, act; listen non-judgmentally; give reassurance & information; encourage self-help strategies (www.mhfaengland.org); enable the ITE student to get appropriate professional help;
- have a shared understanding of and commitment to implementing teacher workload reduction; conduct an annual review of ITE partnership paperwork with a focus on responding to teacher workload reduction;
- aim to place ITE students in schools which will recognise their strengths and provide them with appropriate challenge; supporting for areas of development effectively; ensure that everyone is clear as to expectations of students at different stages of placement journey;
- encourage mentors to develop and be recognised for their mentoring & coaching skills; through ongoing professional development & qualifications with the University of Cumbria.

DEVELOPMENT TARGETS RUNNING RECORD

Sept 2022



Name of Trainee:

Placement: B/D/E (use colour coding to track)

INTENT		IMPLEMENTATION		IMPACT	
Targets	Links to staged progress expectations (B&D) In extending phase links to Teacher Standards	Actions to be taken by Trainee	Date to Achieve	Review Target & Signal Evidence trail (e.g. Weekly reflection dd/mm/yy)	Sign and date: student/UPT/Mentor/PPL

INTENT		IMPLEMENTATION		IMPACT	
Targets	Links to staged progress expectations (B&D) In extending phase links to Teacher Standards	Actions to be taken by Trainee	Date to Achieve	Review Target & Signal Evidence trail (e.g. Weekly reflection dd/mm/yy)	Sign and date: student/UPT/Mentor/PPL

TRAINEE' S EXTENDING PLACEMENT WEEKLY REVIEW

Revised Sept 2022...V2

This reflection document should refer to the descriptors in the 'Common Framework' Criteria. You should comment on pupils' progress and your own progress in relation to previous targets. It should be central to the professional conversation with your mentor at the weekly review meeting. **Targets discussed here feed directly into the trainee development target sheet.**



Trainees Name		Placement	
Week		Mentor	
School/ Setting		Attendance this week:	

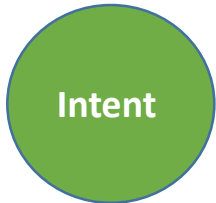
<p>Student: Reflect on the following questions to consider pupil progress in relation to the impact of either your own or others` teaching. You should also include links to the Common Framework and evidence from across your programme in relation to your own progress.</p>		<p>MENTOR: How have you supported the student this week? What observations, guidance, steering to other expert colleagues in school, research and subject focus have you been able to discuss or provide? How have you used the assessment guidance for this student to help them build on their learning?</p>	
<p>Intent: What did you set out to achieve this week in your teaching and to promote pupil progress?</p>	Where is your evidence for this?	Links to relevant standards	
<p>Implementation: What did you do to achieve this?</p>			

Impact: What progress have the pupils made? What progress have you made?			
Proposed Targets to inform my next steps: (To be confirmed at this meeting). <i>Target/s and actions to be written directly on Development Target Running record.</i>		Mentor how have you helped shape these targets?	
Teacher workload reduction and resilience: Discuss with your mentor how you have developed your approach to workload management. Have you reflected on your wellbeing target this week?			
Trainee Signature:		Date: Click or tap to enter a date.	
Mentor Signature:		UPT/PPL signature (if present):	
Mentor: File Comment...			

Planning For Trainee Teachers: Shared expectations

Key:

ITE students may arrive at point of initial training with varying experiences. This cyclical model accepts that this experience may mean a student starts at different points.



Indicative Implementation

- Mentors/class teachers should provide trainees with pre-existing schemes of work
- Trainees develop their own sequences of learning with guidance from class teacher/mentor
- Trainees develop their own sequences of lessons independently
- Where possible trainees should use sequential planning (e.g. weekly for primary) with an evaluation of pupil progress

- Programme taught session
- Observation of a taught session with commentary on how planning impacts on the pupils' learning.
- Shared planning carried out of mentor's lesson/s
- Planning as part of a team
- Regular professional discussions with mentor/teacher

- Programme provides guidance and a clear planning format/structure which will include non-negotiables.
- Trainees work with teacher to develop their own individual simple learning plans – what do I want the children to learn and so what do I want them to do?
- Trainees can use school planning format or University of Cumbria proforma (where non-negotiable elements are clear)
- Where possible team teach task (lesson study approach) to support trainees planning

- Planning becomes more embedded as a process
- Should include learning objectives, success criteria, learning activities, formative and summative assessment opportunities, differentiation,
- Learning plans should be shared for observed lessons.
- Learning plans should be reflected upon or annotated following feedback from class teacher/mentor and based on pupil progress.

- Observation of a session with commentary on how planning impacts on pupil progress
- Where possible mentors/class teachers should provide trainees with a sample of their planning and resources and help the trainees to annotate and adjust before teaching.
- Review/Annotate learning plans following lesson with help and advice from the teacher



OBSERVATION PROFORMA (Extending Phase) (Revised September 2022)



You **MUST** discuss a focus for observation in advance of the session. The completed proforma should be held in your SPAR.

Extending placement = min 4 x observations.

Trainee Name:		Setting/School:		
University Programme		Age range:		No. in Group
Curricular Area:		Observer / Role:		Date:
				Time:

Student Focus Target:		
Practice Observed Today:	Impact on pupil progress:	Links to Standards:
Questions about practice observed		

OBSERVATION PROFORMA (Extending Phase) (Revised September 2022)



Page 2 to be completed in the **lesson discussion** following observation.

Effective Lessons – prompts:

- **Task Design:** teacher instruction, engagement, pace of learning, pitch, collaboration, independent application or practice, motivation (s1, s2, s5, s4, s8)
- **Responsive teaching - AFL:** feedback / forward, questioning, challenge (s2, s6)
- **Subject knowledge** – use of specific subject vocabulary, cross-curricular links (s3)
- **Behaviour for learning:** Expectations, aspirations and relationships. (s1, s7)

Agreed Strengths of Session:	Impact on progress:	Links to Standards
Agreed Targets:	Actions to be taken:	Links to Standards
Trainee Teacher's Signature:	Observers' Signature (s):	Date:



LESSON OBSERVATION OBSERVERS FORM

Revised September 2022

Suggested format for use when observing colleagues' teaching.

Trainee's Name	Teacher Observed	Date and Time
Class	Lesson /Theme	
Starting the lesson/transitions within the lesson	Links made to Previous Learning	
Teaching Strategies	Pupil's Activities/Opportunities for Learning	
Organisation of the Learning	Use of Resources (including use of IT) Role of Other Adults	
Management of Pupils	Strategies for Assessing Pupil's Learning	
Consideration of Inclusion	Teacher Presence in the Classroom	
Summarising and Extending the Learning	Concluding the Lesson	

LESSON OBSERVATION OBSERVERS FORM

<p><u>Starting the lesson/session/transitions within the lesson/session</u></p> <ul style="list-style-type: none"> ■ Movement of pupils ■ Strategies to gain pupils' attention ■ Introduction of lesson objective and possible use of success criteria (WALT and WILF) ■ Organisation of room to facilitate start ■ What are other adults in the class doing? ■ Changing subject mid-session 	<p><u>Links made to previous learning</u></p> <ul style="list-style-type: none"> ■ Does the teacher check prior knowledge? ■ Recall/ use of warm ups ■ Questioning to determine understanding ■ Demonstrating previous learning in a different context
<p><u>Teaching strategies</u></p> <ul style="list-style-type: none"> ■ Explaining ■ Questioning ■ Modelling ■ Discussion ■ Demonstration ■ Scaffolding ■ Interactive/ didactic 	<p><u>Pupil's activities/Opportunities for Learning</u></p> <ul style="list-style-type: none"> ■ Type of task, e.g. investigation
<p><u>Organisation of the learning</u></p> <ul style="list-style-type: none"> ■ Groupings: mixed, ability, friendship, higher ability/ low ability ■ Individual, pairs, collaborative group, whole class ■ Differentiation ■ Does the teacher work with one group of many? ■ What are other adults doing? ■ Structure of lesson – timings, introduction, development and plenary 	<p><u>Use of resources (including use of ICT)/ Role of other adults</u></p> <ul style="list-style-type: none"> ■ ICT ■ Access to resources ■ Library ■ Use of resources after school
<p><u>Management of pupils</u></p> <ul style="list-style-type: none"> ■ How does the teacher welcome and direct the pupils? ■ How does the teacher keep the pupils on task? ■ What sanctions does the teacher use? ■ What reward systems are used? ■ How do the pupils get their resources? ■ What does the teacher do if a pupil is not paying attention? ■ Lunchtimes/ midday supervisors 	<p><u>Strategies for assessing pupil learning</u></p> <ul style="list-style-type: none"> ■ How do pupils know how well they have done? ■ Use of questioning ■ Use of peer and self-assessment ■ Feedback from teacher ■ Marking to the objective
<p><u>Consideration of Inclusion</u></p> <ul style="list-style-type: none"> ■ Adaptive teaching approach ■ Use of other adults ■ Support ■ Resources 	<p><u>Teacher presence in the classroom</u></p> <ul style="list-style-type: none"> ■ Voice ■ Body language ■ Movement and circulation ■ Appropriate use of space
<p><u>Summarising and extending the learning</u></p> <ul style="list-style-type: none"> ■ What is the signal for this phase of the lesson? ■ What learning is revisited? ■ Is there homework? ■ Does assessment take place? ■ Is the next lesson referred to? ■ How long does this phase of the lesson last? ■ What do other adults in the class do? 	<p><u>Concluding the lesson/ session</u></p> <ul style="list-style-type: none"> ■ What strategies are used for tidying the classroom? ■ How does the teacher dismiss the class?

Extending Phase- END OF PLACEMENT REPORT

For all EYFS / KS1&2 Placements- Length: Up to 10 weeks

Revised Sept 2022



THIS FORM CAN BE SAVED ON YOUR OWN COMPUTER BEFORE BEING COMPLETED BY THE MENTOR AND THEN MUST BE RETURNED VIA EMAIL TO THE UNIVERSITY (SEE THE END OF THIS DOCUMENT), BY THE DATE SPECIFIED IN THE PLACEMENT COMMS

Trainee Name		University Programme	Choose an item.
If School Direct please include alliance Name			
University Year Group	Choose an item.	Age Range Taught	
Setting/ School		No. of Children Taught	
Mentor		University Partnership Tutor / PPL	
Class Teacher Name		Class	
For mixed Key Stage classes please indicate number of pupils in each Key Stage			
KAP Point and Placement Dates		From: Click or tap to enter a date.	To: Click or tap to enter a date.

Module assessment items Outcome	Professional Practice Choose an item.	Placement File/ Reflection Choose an item.	
Trajectory towards the recommendation of award of QTS	Extending:		
	Not yet meeting expected Teacher standards exemplification <input type="checkbox"/>	Meeting expected Teacher standards Exemplification <input type="checkbox"/>	Exceeding expected Teacher standards exemplification <input type="checkbox"/>
	In E phase 'not yet meeting teacher standards exemplification' in any standard indicates fail.		

OVERALL SUMMARY STATEMENT [THIS WILL BE USED AS A BASIS FOR AN INTERIM OR FINAL REFERENCE]

Please note: This statement should be informed by the Trainee's attainment & progress against End point assessment- Trainee Teacher Standards. **Please comment directly on the Trainee's impact on children's learning.**

Please type your statement here:

The Trainee's Teaching has had 'Impact on children's learning and progress over time'. Please indicate below:

Little / No Impact (Not yet meeting ITT Teacher standards exemplification)	Pupils make some progress as expected over time. (Meeting expected ITT Teacher standards exemplification)	Impact made on all Pupils' progress as expected over time or Good or better pupil progress over time- Impact
<input type="checkbox"/>	<input type="checkbox"/>	<input type="checkbox"/>

Comments to be drawn from the Common Assessment Framework:

Teacher Standard:	Comment:
S1: Set high expectations which inspire, motivate and challenge pupils.	
S2: Promote good progress and outcomes by pupils	
S3: Demonstrate good subject and curriculum knowledge	
S4: Plan and teach well-structured lessons	
S5: Adapt teaching to respond to the strengths and needs of all pupils	
S6: Make accurate and productive use of assessment	
S7: Manage behaviour effectively to ensure a good and safe learning environment	
S8: Fulfil wider professional responsibilities	

Part Two: Personal & Professional conduct.

Trainees embarking on a programme of ITE will have demonstrated that they possess the required attitudes and behaviours as an element of the selection process. No matter which route to QTS they follow all trainees are expected to demonstrate high professional standards from the outset.

All trainees to be awarded QTS will have demonstrated high standards of professional behaviour and that:
 They have a commitment to the teaching profession, and are able to develop appropriate professional relationships with colleagues and pupils. They have regard to the need to safeguard pupils' well-being, in accordance with statutory provisions. They understand that by law that schools are required to teach a broad and balanced curriculum and they are beginning to develop learners' wider understanding of social and cultural diversity. They are willing to assume an appropriate degree of responsibility for the implementation of workplace policies in the different settings in which they have trained. They adhere to school policies and practices, including those for attendance and punctuality. They have a broad understanding of their statutory professional responsibilities, including the requirement to promote equal opportunities and to provide reasonable adjustments for pupils with disabilities, as provided for in current equality legislation. They are aware of the professional duties of teachers as set out in the statutory School Teachers' Pay and Conditions document.

Has the Trainee demonstrated an acceptable level of personal and professional conduct?

Choose an item.

Comment:

A signed copy should be retained in the Trainee's file as part of the 'Student Progress Assessment Record'

Key Agendas:

Please use this box to comment directly on the Trainee’s confidence and competence in the understanding and teaching of **A) Systematic Synthetic Phonics and Reading; B) Writing; C) Mathematics**

Please type your statement here:

Placement File/portfolio of reflection (exemplification of teacher standards)

Please comment on the trainee’s reflection and organisation.

Please type your statement here:

IDENTIFICATION OF STRENGTHS AND PRIORITIES FOR FURTHER DEVELOPMENT:

For inclusion in the Career Entry & Development Profile or Target Setting for future placements, as appropriate). [Please identify up to 3 strengths and 3 priorities for development in relation to the Trainee's teaching.]

Strengths:

	Targets	RELEVANT STANDARDS Drawn from: ITT teacher standards (end point assessment grid)	ACTIONS TO BE TAKEN BY TRAINEE	SUCCESS CRITERIA How will you know it has been achieved?
1.			• • •	
2.			• • •	
3.			• • •	

HEADTEACHER'S or Mentor’s ADDITIONAL COMMENTS (Not Compulsory):

Please type your statement here:

Number of absences from placement	
Signature of Trainee (Who must be provided with a copy of the report)	
Signature of Mentor	

Please email this form from the School email address to your Partnership Tutor/PPL and to:

Carlisle Campus	Lancaster Campus	London (EIDR) Campus	School Direct
KAPcarlisle@cumbria.ac.uk	KAPlancaster@cumbria.ac.uk	KAPLondon@cumbria.ac.uk	‘Your PPL’

A signed copy should be retained in the Trainee’s file as part of the ‘Student Progress Assessment Record’



Student Quality Assurance (QA)

Revised September 2021 v5

The purpose of this process is to **assure the quality of the ITE placement**. This will be facilitated by a UPT /PPL using the prompts below

***Your UPT/PPL (or UPL) will share this form with you prior to a QA touch point. It will act as a summary of the discussion you will have. You should pre-populate your thoughts / reflections to questions posed.**

Brief overviews ONLY are required (bullet points are fine)

You may signal where your evidences are held- DO NOT replicate

UPTs/PPLs will continue to work with you on finalising completion- then leave a copy with you and take one themselves as a record of QA.

Programme / Phase		Date / week no	
Student Name		UPT / PPL	
Mentor		Pastoral Tutor (PAT)	

UPT focus			Face to face	Online
Discussion with Mentor	Evidence presented	Weekly review meeting	Discussion with mentor & Student	Joint Observation

Evidence presented					
Annotated plans	Weekly Reviews	Running Targets	Pupil Profile notes	Assessment trackers	Lesson observations

Present work with pupils			
Individual Support	Small Groups (Teacher Planned)	Small Groups (Trainee Planned)	Whole Class

Pedagogy How Pupils Learn, Classroom Practice and Adaptive Teaching (S2, S4, S5)
Summarise the actions you have completed to meet the staged expectations (Student to complete prior to meeting)

Further meeting discussion points

Do your plans and evaluations show your understanding of how children learn?

Curriculum Subject Knowledge (S3)
Summarise the actions you have completed to meet the staged expectations (Student to complete prior to meeting)

Further meeting discussion points

Have you received Subject Specific targets as part of your weekly review? (building on your prior learning form your ITT curriculum?)
Is your curriculum subject knowledge structured to underpin learning?
Are there areas of the curriculum you have found more difficult to teach to engage pupils and improve progress?
How have you established a process to plan effective learning?

Behaviour management High Expectations and Managing Behaviour (S1 and S7)
Summarise the actions you have completed to meet the staged expectations (Student to complete prior to meeting)

Further meeting discussion points Are you using a range of behaviour management strategies? Do your lesson observations and weekly reviews support this?
Challenging disadvantage Inclusion (S5)
Summarise the actions you have completed to meet the staged expectations (Student to complete prior to meeting)
Further meeting discussion points Do your plans show how learners have been supported and disadvantage challenged? Do you have adequate support to achieve this?
Assessment Assessment (S6)
Summarise the actions you have completed to meet the staged expectations (Student to complete prior to meeting)
Further meeting discussion points How have you had an impact on pupil progress? Do your plans demonstrate examples of pupil progress over a series of lessons taught in a variety of curriculum areas? Can you communicate pupil progress to others i.e., parents, professionals etc?
Professional Behaviour Professional Responsibilities (S8)
Summarise the actions you have completed to meet the staged expectations (Student to complete prior to meeting)
Further meeting discussion points How do you work with your MENTOR to build on your ITT Curriculum learning? Do your weekly reviews demonstrate professional behaviour? How are your weekly targets helping you understand your progress? How have you have been supported on placement? How have you been proactive in your own development? Have you found aspects of your teaching that has highlighted the theories and research in your course?

Agreed Strengths	Next steps
Is the student on trajectory?	Yes/No